



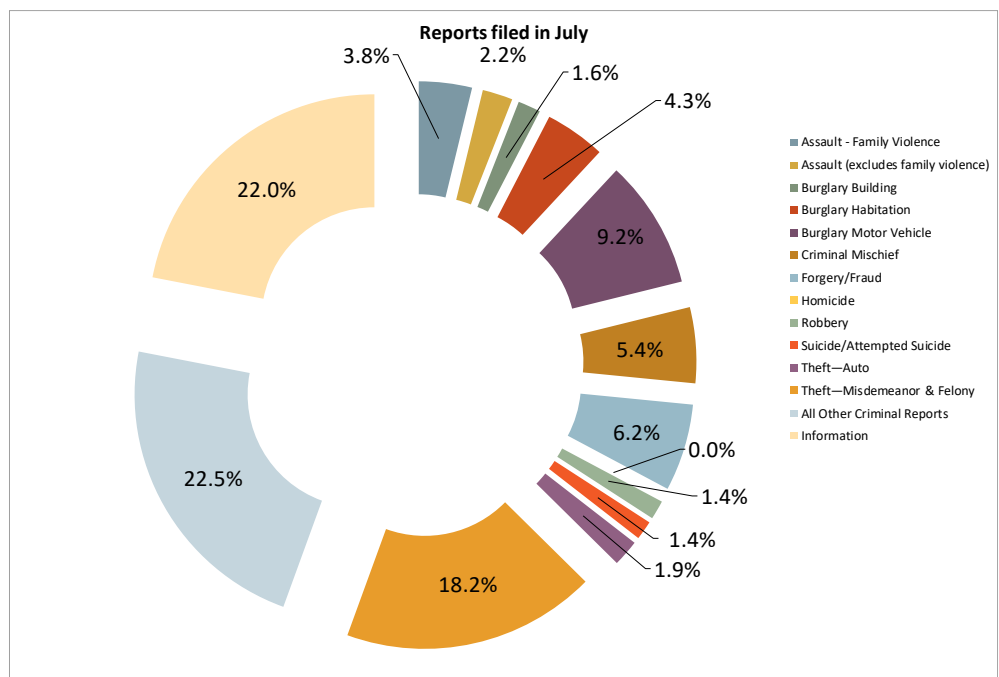
LAW ENFORCEMENT SERVICES

CRIME CATEGORIES OF NOTE

INSIDE THIS ISSUE:

<i>Crime Categories of Note</i>	2
<i>By Village-2019-2018</i>	
<i>Crime Comparison Chart—2019-2018</i>	3
<i>Summary of Monthly Activity 2019</i>	4
<i>Additional Notes</i>	7
<i>Reference Guide</i>	8

Crime Categories of Note	APR 2019	MAY 2019	JUN 2019	JUL 2019	YTD 2019
Assault - Family Violence	17	13	11	14	110
Assault (excludes family violence)	2	2	4	8	32
Burglary Building	5	5	2	6	30
Burglary Habitation	5	5	5	16	49
Burglary Motor Vehicle	28	28	18	34	223
Criminal Mischief	13	12	14	20	112
Forgery/Fraud	25	24	21	23	161
Homicide	1	0	0	0	2
Robbery	5	5	4	5	24
Suicide/Attempted Suicide	6	5	8	5	39
Theft - Auto	8	8	13	7	61
Theft-Misdemeanor & Felony	37	34	40	67	346
All Other Criminal Reports	75	69	81	83	541
Information	68	62	90	81	532
TOTAL	295	272	311	369	2,262



CRIME CATEGORIES OF NOTE — BY VILLAGE/ZONE JULY 2019 AND 2018



CRIME CATEGORIES OF NOTE—2019

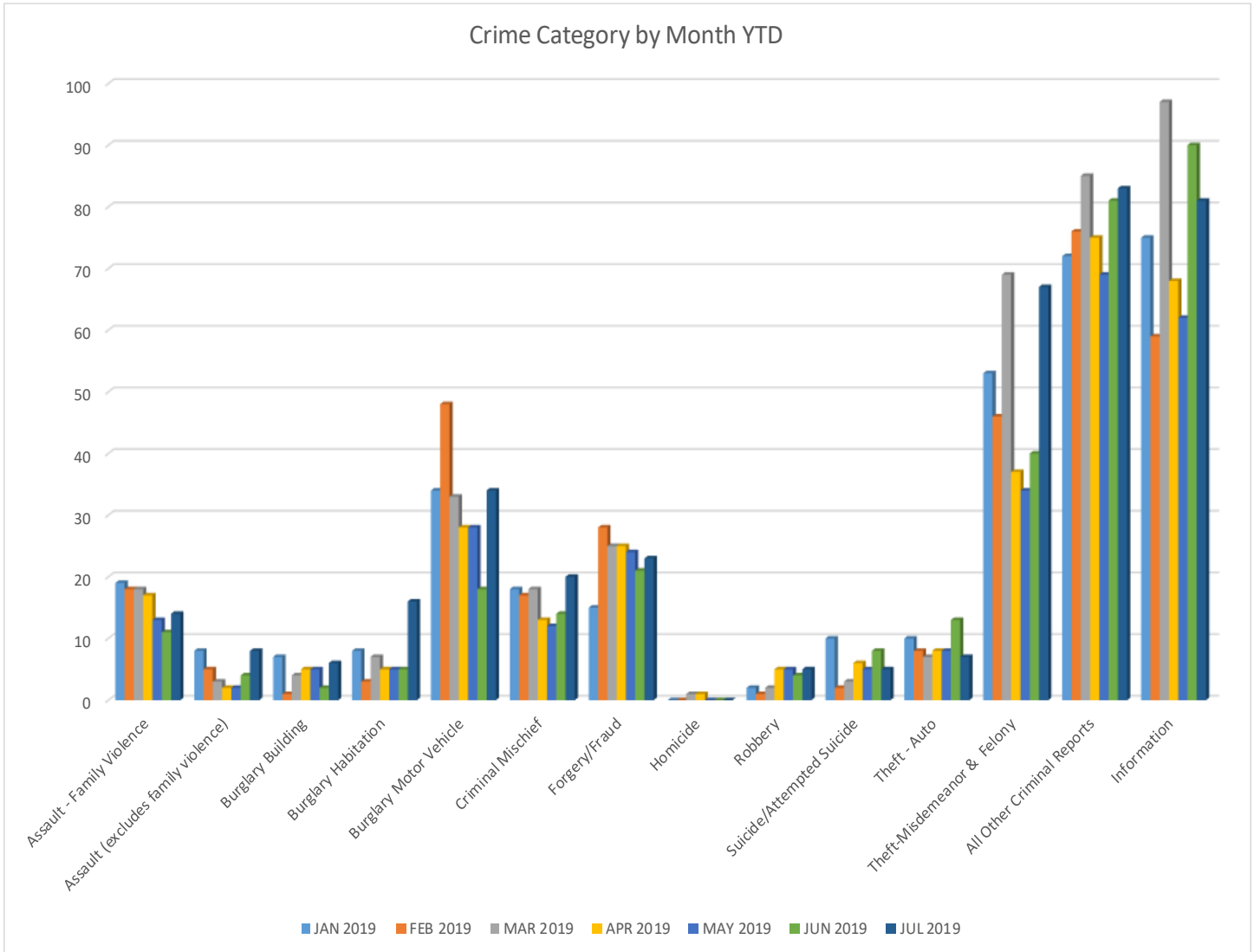


	Grogan's Mill	Panther Creek	Indian Springs	Sterling Ridge	Alden Bridge	Cochran's Crossing	College Park	Town Center	Creekside Park	Total
Assault - Family Violence	5	2	0	2	0	1	0	2	2	14
Assault (excludes family violence)	1	2	0	0	0	0	1	3	1	8
Burglary Building	0	1	1	0	3	0	0	1	0	6
Burglary Habitation	2	1	0	0	0	0	1	12	0	16
Burglary Motor Vehicle	0	3	1	0	5	4	11	7	3	34
Criminal Mischief	3	3	0	2	3	0	1	7	1	20
Forgery/Fraud	5	3	0	2	1	3	2	6	1	23
Homicide	0	0	0	0	0	0	0	0	0	0
Robbery	0	1	0	1	0	0	1	2	0	5
Suicide/Attempted Suicide	0	2	0	0	0	2	0	1	0	5
Theft - Auto	2	1	1	0	0	0	0	3	0	7
Theft-Misdemeanor & Felony	3	4	0	9	3	2	7	34	5	67
All Other Criminal Reports	17	8	2	7	10	1	15	22	1	83
Information	14	15	3	3	12	1	8	20	5	81
Total	52	46	8	26	37	14	47	120	19	369

CRIME CATEGORIES OF NOTE—2018

	Grogan's Mill	Panther Creek	Indian Springs	Sterling Ridge	Alden Bridge	Cochran's Crossing	College Park	Town Center	Creekside Park	Total
Assault - Family Violence	5	3	1	2	2	0	2	4	4	23
Assault (excludes family violence)	1	0	1	1	0	0	0	2	1	6
Burglary Building	0	0	0	0	0	0	0	2	1	3
Burglary Habitation	1	2	0	0	0	1	1	0	0	5
Burglary Motor Vehicle	2	6	3	7	8	1	2	11	0	40
Criminal Mischief	0	2	1	1	1	1	5	4	0	15
Forgery/Fraud	2	1	2	5	1	1	3	0	6	21
Homicide	0	0	0	0	0	0	0	0	0	0
Robbery	0	0	2	0	0	0	0	0	0	2
Suicide/Attempted Suicide	1	1	0	2	2	0	1	1	0	8
Theft - Auto	2	1	2	0	0	1	0	2	1	9
Theft-Misdemeanor & Felony	0	2	4	2	4	1	7	13	1	34
All Other Criminal Reports	14	17	2	7	9	5	21	32	4	111
Information	16	10	3	6	2	3	7	16	7	70
Total	44	45	21	33	29	14	49	87	25	347

CRIME COMPARISON CHART JANUARY THROUGH JULY 2019



INTERESTED IN LEARNING MORE?

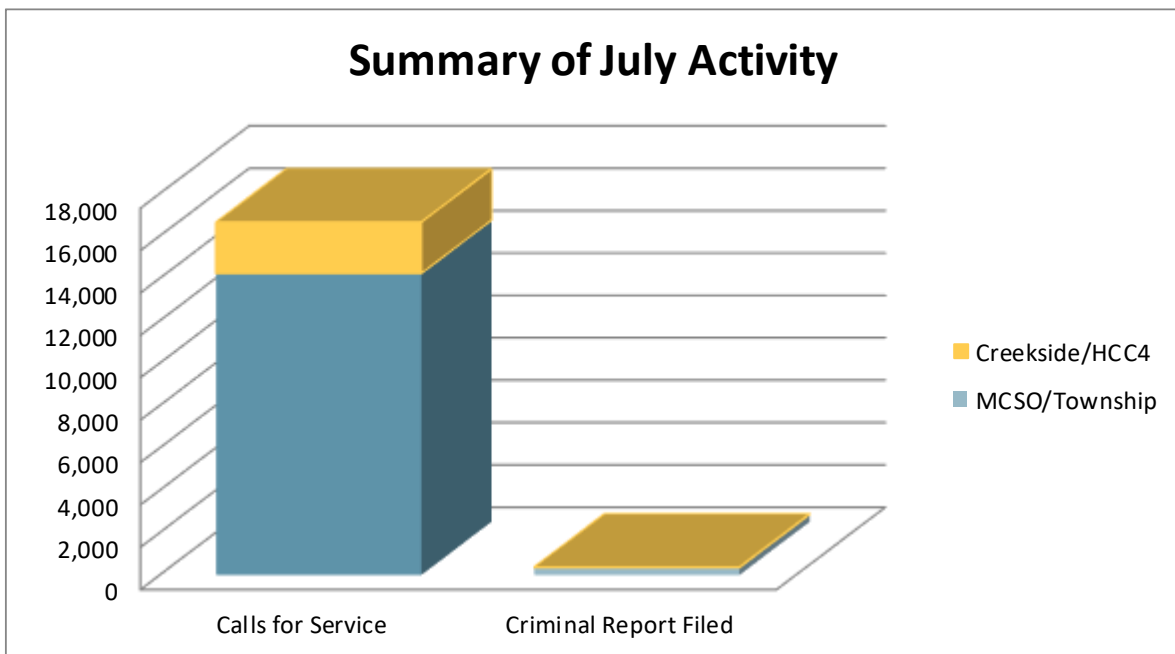
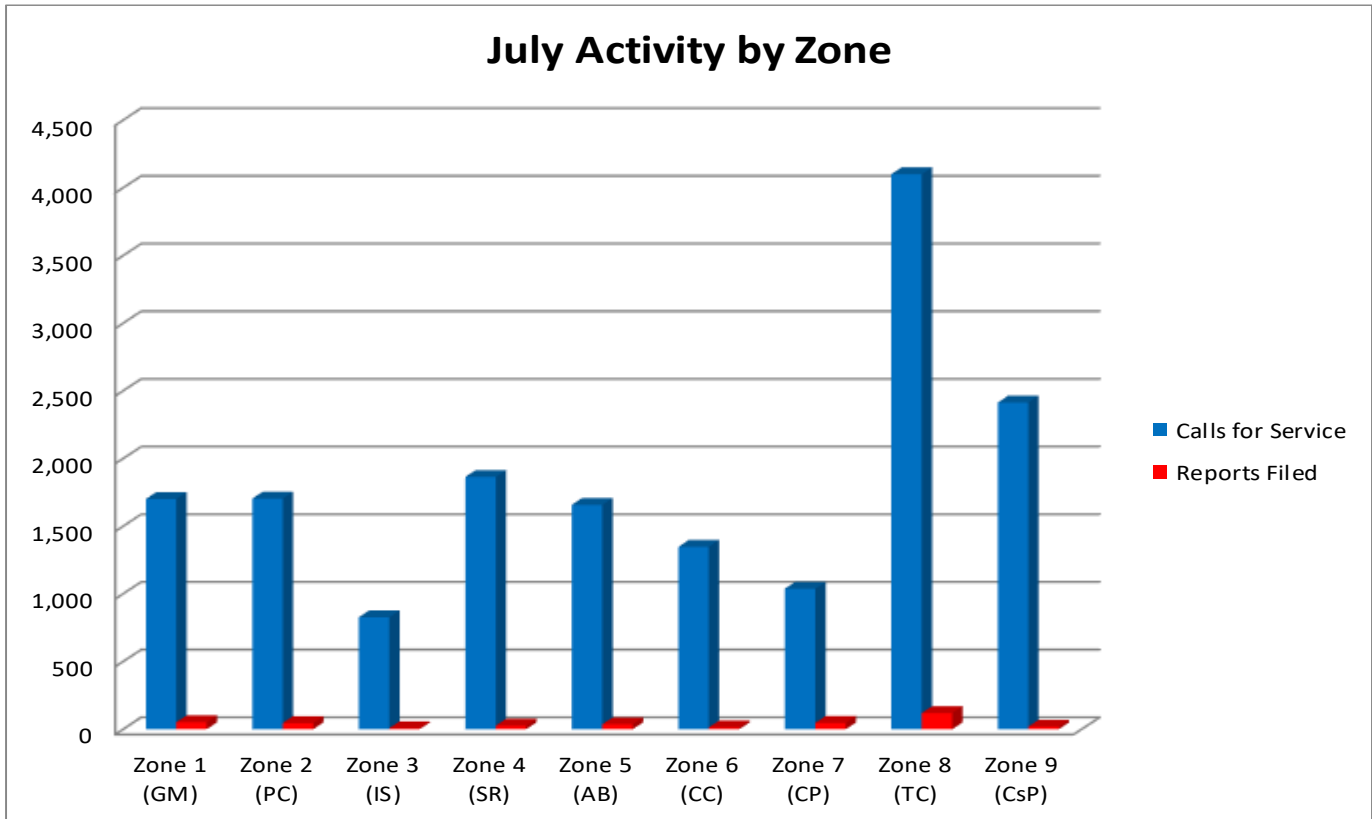
For up-to-date information such as Press Releases and Featured Fugitives from the Montgomery County Sheriff’s Office and other law enforcement agencies that serve The Woodlands, please visit www.thewoodlandstownship-tx.gov.

You can locate recent public safety media/Press Releases on the *Resident Page*, choose “*Law Enforcement Services*” at the bottom go to “*Law Enforcement Advisories*”.

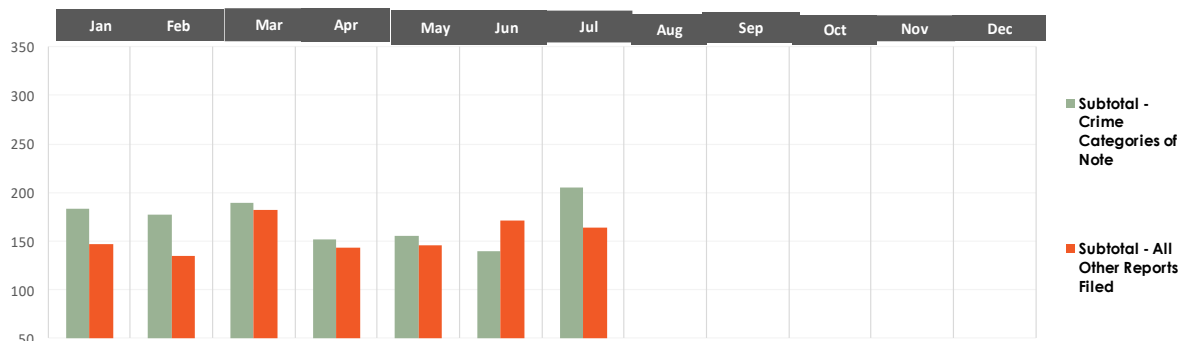
You can also sign up for The Woodlands Township Neighborhood Watch, choose “*Neighborhood Watch*” at www.thewoodlandstownship-tx.gov/neighborhoodwatch.

SUMMARY OF JULY ACTIVITY

July 2019 - Summary Report	MCSO/Township	Creekside/HCC4	Total
Calls for Service	14,242	2,414	16,656
Criminal Report Filed	350	19	369

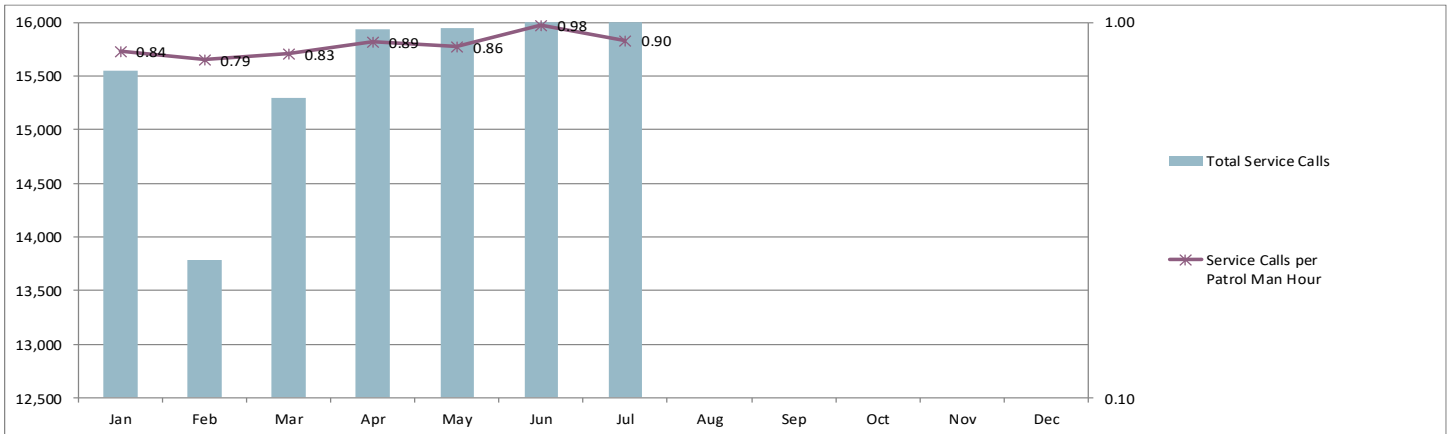


CRIME TRENDS



CRIME CATEGORY	Jan	Feb	Mar	Apr	May	Jun	Jul	Aug	Sep	Oct	Nov	Dec	YTD
Assault - Family Violence	19	18	18	17	14	11	14						111
Assault (excludes family violence)	8	5	3	2	2	4	8						32
Burglary Building	7	1	4	5	5	2	6						30
Burglary Habitation	8	3	7	5	5	5	16						49
Burglary Motor Vehicle	34	48	33	28	29	18	34						224
Criminal Mischief	18	17	18	13	12	14	20						112
Forgery/Fraud	15	28	25	25	27	21	23						164
Homicide	0	0	1	1	0	0	0						2
Robbery	2	1	2	5	5	4	5						24
Suicide/Attempted Suicide	10	2	3	6	5	8	5						39
Theft—Auto	10	8	7	8	8	13	7						61
Theft—Misdemeanor & Felony	53	46	69	37	44	40	67						356
Subtotal - Crime Categories of Note	184	177	190	152	156	140	205						1,204
All Other Criminal Reports	72	76	85	75	73	81	83						545
Information	75	59	97	68	73	90	81						543
Subtotal - All Other Reports Filed	147	135	182	143	146	171	164						1,088
Total	331	312	372	295	302	311	369						2,292

CALLS FOR SERVICE TRENDS



	Jan	Feb	Mar	Apr	May	Jun	Jul	Aug	Sep	Oct	Nov	Dec	Total
Total Service Calls	15,545	13,784	15,301	15,934	15,950	17,625	16,656						110,795
Percent of Calls Resulting in Crime Reports	2%	2%	2%	2%	2%	2%	2%						2%
Service Calls per Patrol Man Hour	0.84	0.79	0.83	0.89	0.86	0.98	0.90						0.87
Patrol Man Hours	18,538	17,342	18,538	17,940	18,538	17,940	18,538						127,374

QUICK REFERENCE GUIDE FOR USING THIS REPORT

This report represent an executive summary of activity in The Woodlands. The full report with appendix provides more detailed data on which the executive summary is based.

Please keep in mind that this report offers a snapshot in time for each of the months included based on the timing of when the data was provided by law enforcement. Due to the fluid nature of criminal investigation, some of the data may have developed further after the report data was released.

MCSO: Montgomery County Sheriff’s Office. Unless otherwise noted, this refers to MCSO Patrol The Woodlands Township Division .

Zones: The Woodlands Township contracts with the Montgomery County Sheriff’s Office for policing in

eight policing “zones”, comprising seven residential villages and one commercial district. Together, these zones make up MCSO Patrol The Woodlands Township Division. There is also a “zone” for the Village of Creekside Park, which is policed by the Harris County Constable’s Office—Precinct 4.

- Zone 1—Grogan’s Mill
- Zone 2—Panther Creek
- Zone 3—Indian Springs
- Zone 4—Sterling Ridge
- Zone 5—Alden Bridge
- Zone 6—Cochran’s Crossing
- Zone 7—College Park
- Zone 8—Town Center (commercial)
- Zone 9—Creekside Park

ADDITIONAL NOTES 2019

The Monthly Law Enforcement Services report has been revised and consolidated beginning January 2019, for ease of review and comparison by both Directors and citizens alike. The consolidation of similar and comparable titles into this new format, will allow for an accurate village by village criminal activity comparison regardless of the agency providing the service.

Crime Categories of Note

Highlights criminal categories as follows:

- Assault - Family Violence – Assault reports where the victim is related in some manner to the aggressor.
- Assault (excluding family violence) – All assault reports where there is no identified family relationship between the victim and the aggressor.
- Burglary Building – All reports of burglary where the structure burglarized was not suitable for overnight accommodation, typically an office suite, detached garage, storage unit, etc.
- Burglary Habitation – Reports for burglary where the structure is residential and designed for an overnight stay.
- Burglary Motor Vehicle – Burglary of a motorized vehicle to commit theft of content thereof.
- Criminal Mischief – Any report of vandalism or act that diminished the value of someone’s property without their knowledge or consent.
- Homicide – Intentionally cause the death of another person with criminal intent or means.
- Robbery – Report involving theft, where the actor used or exhibited a deadly weapon or where force including assault was used in the course of committing theft.
- Suicide / Attempted Suicide – With the intent on ending one’s life, he/she acted upon the desire, resulting in injury or death.
- Theft - Auto – All reported theft of a motor vehicle.
- Theft-Misdemeanor & Felony – The unlawful appropriation of property, without the effective consent of the owner, and with the intent to deprive them of the value or use of the property.
- All Other Criminal Report – Any other criminal offense not listed in the categories above, such as narcotic offenses, driving while intoxicated reports, etc.
- Information – All reports that wasn’t a violation of law; however, a report was completed. Some calls will include reports such as family disturbance and child discipline calls, where no violence occurred, and natural death investigation and industrial injury accidents, etc.

Calls for Service Report

The Activity Report - *Calls for Service* has also been revised to allow for the accurate recording of call types between the Montgomery County Sheriff’s Office and the Harris County Constable’s Office — Precinct 4 agencies providing service to The Woodlands Township, who utilize different Records Management Systems (RMS). *Calls for Service* are the initial notation made when a request (call) is made to the dispatcher/communications division. This reflects the “call load” to which deputies respond, but it is not necessarily indicative of the outcome of an officer’s review or investigation. In this report, the “All Other Calls” would represent calls for service that have not already been captured in the report. This call type would include Lost Property, Court Calls, Warrant Service, Parking Violations, Administrative/Training, Report Writing Calls, Follow-up Investigations, and Miscellaneous Calls, and the like.

Frequently Asked Questions

- *Do call titles equal crimes committed?* No. Call Titles speak to the types of calls that are received, but an officer may make an alternate or additional finding upon review/investigation.
- *Do Criminal Statute Reports equal arrests?* No. Criminal Statute Reports indicate that an officer believes criminal activity has occurred. Depending on the situation, additional investigation may add to or negate criminal charges.
- *What is the role of the community in “Community Policing?”* To answer that question you must have knowledge of the most basic Crime Prevention teachings and the “Crime Triangle.” The Crime Triangle identifies three elements that must be present in order for crime to be committed.
 - *Desire* of a criminal to commit a crime;
 - *Ability* to commit the crime; and the
 - *Opportunity* for the crime to be committed



Fortunately, you (residents - businesses) have control over one of the elements of the Crime Triangle - *Opportunity*. By removing the opportunity for crime to occur you can break the Crime Triangle and contribute to the Community Policing effort here in The Woodlands.

- *Where can I find the full report?* This executive summary accompanied by a full appendix of reports of the Township’s contracted law enforcement services can be found on the Township website at www.thewoodlandstownship-tx.gov, go to “Law Enforcement Services” at the bottom go to “Community Policing Reports”.

Investigation of Crimes Against Children:

The Township contracts with MCSO and Montgomery County Constable’s Office - Precinct 3 for services specific to investigations of crimes against children. Both agencies receive referrals from Child Protective Services (CPS) routed to Safe Harbor. In addition to the Safe Harbor program, the Township contracts with Montgomery County Constable’s Office - Precinct 3 for an Internet Crimes Investigator position. It is understood that some cases may originate or conclude outside of the Township boundaries. The “Cases Assigned—MCSO” includes data only for cases assigned within the Township boundaries, not cases that may be assigned outside of the boundaries. The numbers in this section are not cumulative, as some cases carry over from month to month.



APPENDIX DETAILED REPORTS

MONTHLY ACTIVITY REPORT—CALLS FOR SERVICE

JULY 2019—ALL ZONES



COMBINED LAW ENFORCEMENT CALLS FOR SERVICE BY VILLAGE JULY 2019



CALL TYPE	Grogan's Mill	Panther Creek	Indian Springs	Sterling Ridge	Alden Bridge	Cochran's Crossing	College Park	Town Center	Creekside Park	Jun 2019
911 CALLS	22	2	2	1	6	7	9	47	2	98
ALARMS	68	41	40	69	51	56	34	73	52	484
ALL OTHER CALLS	90	107	29	97	66	242	100	1,461	854	3,046
ANIMAL CALL	3	3	4	4	3	4	0	4	3	28
ASSAULT	4	4	0	3	0	0	1	4	0	16
ASSAULT (AGGRAVATED)	0	1	0	0	0	0	0	0	0	1
ASSAULT (FAMILY VIOLENCE)	9	4	0	2	0	2	1	2	2	22
ASSAULT (SEXUAL)	2	2	0	0	1	0	4	0	1	10
ASSIST CALLS	20	20	11	7	15	3	8	35	4	123
BURGLARY	1	1	1	0	3	0	1	12	0	19
BURGLARY (MOTOR VEHICLE)	1	5	1	1	5	3	12	14	3	45
CRIMINAL MISCHIEF	3	3	0	1	5	0	2	5	1	20
CRIMINAL TRESPASS	4	2	1	4	1	1	2	2	0	17
DIRECTED PATROL	612	469	319	733	591	409	420	1,305	N/A	4,858
DISTURBANCE	34	26	6	21	25	17	21	38	9	197
DOA (JP CALLS)	0	3	0	2	4	0	0	0	0	9
FACILITY CHECK	63	52	25	34	19	17	13	104	246	573
FORGERY / FRAUD	7	5	1	2	4	4	4	12	1	40
HARASSMENT	7	3	0	3	3	1	0	5	0	22
HOMICIDE	0	0	0	0	0	0	0	0	0	0
KIDNAPPING	0	0	0	0	0	0	0	0	0	0
MISSING PERSON (ADULT)	2	1	0	0	0	0	1	2	0	6
MISSING PERSON (JUVENILE)	0	3	0	2	0	0	0	0	1	6
NARCOTICS	2	1	0	0	4	1	2	2	1	13
PROWLER	0	0	0	0	0	0	0	0	0	0
PUBLIC INTOXICATION	5	0	1	0	0	0	2	8	0	16
PUBLIC SERVICE (INFO/CIVIL)	83	76	21	46	64	26	43	185	7	551
ROBBERY	0	1	0	1	0	0	1	2	0	5
SHOPLIFTING	0	0	0	8	0	0	6	13	0	27
SUICIDE (ATTEMPTED)	2	2	0	0	0	1	0	2	0	7
SUSPICIOUS PERSON	26	17	6	23	27	7	21	34	10	171
SUSPICIOUS VEHICLE	18	14	9	10	17	11	8	38	12	137
THEFT	4	5	1	6	3	2	6	38	4	69
TRAFFIC (D.U.I.D. & D.W.I.)	3	0	1	2	0	0	1	2	0	9
TRAFFIC ACCIDENT (MAJOR)	0	3	4	1	2	1	3	8	1	23
TRAFFIC ACCIDENT (MINOR)	27	9	20	12	22	5	24	69	4	192
TRAFFIC ENFORCEMENT	250	495	188	224	359	170	133	386	242	2,447
TRAFFIC HAZARD	15	20	18	9	27	7	11	26	7	140
VACATION WATCH	256	266	110	511	296	341	98	69	946	2,893
VEHICLE THEFT	2	0	0	1	0	0	1	2	0	6
WELFARE CHECK	56	38	9	24	35	10	45	92	1	310
TOTAL INCIDENTS	1,701	1,704	828	1,864	1,658	1,348	1,038	4,101	2,414	16,656
ARREST (MISDEMEANOR)	20	14	6	15	15	5	13	52	1	141
ARREST (FELONY)	1	1	1	2	0	1	5	14	1	26

MONTHLY ACTIVITY REPORT—CALLS FOR SERVICE JULY 2018—ALL ZONES



COMBINED LAW ENFORCEMENT CALLS FOR SERVICE BY VILLAGE JULY 2018



CALL TYPE	Grogans Mill	Panther Creek	Indian Springs	Sterling Ridge	Alden Bridge	Cochrans Crossing	College Park	Town Center	Creekside Park	Jun 2018
911 CALLS	12	6	1	1	7	2	12	46	1	88
ALARMS	72	48	27	104	69	61	35	107	59	582
ALL OTHER CALLS	113	123	42	94	124	215	111	1,395	738	2,955
ANIMAL CALL	6	2	1	1	1	2	3	0	5	21
ASSAULT	0	0	0	1	0	1	0	4	0	6
ASSAULT (AGGRAVATED)	0	0	0	0	0	0	0	1	1	2
ASSAULT (FAMILY VIOLENCE)	6	3	2	3	3	1	4	3	0	25
ASSAULT (SEXUAL)	1	0	0	0	2	0	1	1	0	5
ASSIST CALLS	17	18	9	9	11	7	8	35	0	114
BURGLARY	1	2	1	1	0	1	1	2	1	10
BURGLARY (MOTOR VEHICLE)	2	9	3	8	8	1	3	12	3	49
CRIMINAL MISCHIEF	0	2	1	1	1	1	4	4	0	14
CRIMINAL TRESPASS	1	0	0	0	1	0	2	0	1	5
DIRECTED PATROL	471	561	324	392	466	412	419	1,312	N/A	4,357
DISTURBANCE	29	26	7	17	26	16	12	28	36	197
DOA (JP CALLS)	5	2	0	0	1	1	1	2	0	12
FACILITY CHECK	29	49	33	60	132	46	41	188	248	826
FORGERY / FRAUD	3	1	2	6	1	1	4	7	3	28
HARASSMENT	2	2	0	1	0	0	0	0	0	5
HOMICIDE	0	0	0	0	0	0	0	0	0	0
KIDNAPPING	0	0	0	0	0	0	0	0	0	0
MISSING PERSON (ADULT)	0	0	1	1	0	0	0	0	1	3
MISSING PERSON (JUVENILE)	0	0	0	0	0	1	0	1	0	2
NARCOTICS	4	4	0	3	1	0	8	10	0	30
PROWLER	0	0	0	0	0	0	0	0	0	0
PUBLIC INTOXICATION	0	0	3	0	1	0	1	20	0	25
PUBLIC SERVICE (INFO/CIVIL)	58	63	23	48	58	31	42	194	0	517
ROBBERY	0	0	2	0	0	0	0	1	0	3
SHOPLIFTING	0	0	0	1	0	0	5	9	0	15
SUICIDE (ATTEMPTED)	1	1	0	3	2	1	1	1	1	11
SUSPICIOUS PERSON	17	13	6	21	17	7	28	36	12	157
SUSPICIOUS VEHICLE	54	13	13	33	23	19	12	31	21	219
THEFT	1	3	5	2	5	1	3	16	1	37
TRAFFIC (D.U.I.D. & D.W.I.)	4	4	0	1	5	2	5	2	0	23
TRAFFIC ACCIDENT (MAJOR)	2	1	2	2	3	1	0	2	0	13
TRAFFIC ACCIDENT (MINOR)	16	7	9	10	11	9	24	62	0	148
TRAFFIC ENFORCEMENT	264	379	200	154	273	113	168	398	5	1,954
TRAFFIC HAZARD	15	19	9	5	34	6	6	27	5	126
VACATION WATCH	369	428	322	1,381	629	585	264	62	1,331	5,371
VEHICLE THEFT	2	1	1	1	0	0	0	2	1	8
WELFARE CHECK	58	51	20	30	29	12	49	104	4	357
TOTAL INCIDENTS	1,635	1,841	1,069	2,395	1,944	1,556	1,277	4,125	2,478	18,320
ARREST (MISDEMEANOR)	20	15	2	10	4	4	26	79	0	160
ARREST (FELONY)	4	5	0	2	2	3	10	21	1	48

ALPHA & OMEGA MOUNTED PATROL



- In July 2019 Mounted Patrol provided customer service and assisted security and law enforcement when appropriate. Special Events—Red, Hot and Blue, Hooray for Heroes at YMCA, Camp Sunny Dayz and Public Safety Open House at WFD Central Station.
- **International Visitors:** Argentina, Australia, Canada, China, Columbia, Denmark, England, France, Guam, Haiti, India, Kenya, Mexico, Scotland, Spain and Venezuela
- **Out-of-State Visitors:** Alabama, Arizona, California, Colorado, Florida, Georgia, Illinois, Louisiana, Maine, Maryland, Minnesota, Missouri, Nevada, New Jersey, New Mexico, New York, Oklahoma, Oregon, Pennsylvania, South Carolina, Utah, Virginia, Washington, Washington DC and West Virginia

Alpha & Omega Mounted	JUL 2019	JUL 2018		YTD 2019	YTD 2018
Car Alarm Checks	330	502		2,835	2,750
Lost Vehicles	97	147		830	623
Lockouts	6	11		44	43
Unsecured Vehicles	132	117		1,197	513
Directions	1,650	2,017		14,333	11,841
Handicap Parking	470	387		3,110	2,643
Customer Assists	332	875		2,411	4,590
Law Enforcement Assists	19	31		193	188
Security Assists	118	113		911	787

MONTGOMERY COUNTY JUSTICE COURT—PRECINCT 3



Justice of the Peace Court - 3	JUL 2019	YTD 2019
New Class "C" Misdemeanor Charges Filed	2,286	16,209
Cases Set on Criminal Docket	1,238	9,394
Criminal Cases Pending	5,634	40,659
Civil Cases on Docket	1,651	11,791
Arrest Warrants Issued	37	72
Total Revenues Collected for Month	\$309,686.00	\$2,516,045.00

Please note: Monthly statistics for this agency typically run one month behind.

MONTGOMERY COUNTY CONSTABLE'S OFFICE—PRECINCT 3—ICI

THE WOODLANDS TOWNSHIP	JUL 2019	JUL 2018		YTD 2019	YTD 2018
Internet Crimes Investigator					
Search Warrants	3	3		11	10
New Cases Assigned	2	1		25	13
Felony Charge(s) Filed	2	0		15	17
Misdemeanor Charge(s) Filed	0	0		0	0
Total Charges	2	0		25	18



MONTGOMERY COUNTY SHERIFF'S OFFICE AND MONTGOMERY COUNTY CONSTABLE'S OFFICE—PRECINCT 3— CHILDREN'S SAFE HARBOR THROUGH THE WOODLANDS TOWNSHIP



Children's Safe Harbor	JUL 2019	JUL 2018		YTD 2019	YTD 2018
Cases Assigned - MCSO (Woodlands only)	5	3		26	37
Cases Assigned - MCCO-P3	7	5		22	47
Total Safe Harbor - Township Assigned	12	8		49	84
Total (All) Safe Harbor Cases - Assigned	35	15		n/a	n/a
Total Charges Filed (Township)	0	1		1	28

INVESTIGATION OF CRIMES AGAINST CHILDREN

	APR	MAY	JUN	JUL	YTD 2019
Charges Filed - Internet Crimes	2	2	2	2	10
Charges Filed - Safe Harbor	0	0	0	0	6
TOTAL CHARGES FILED	2	2	2	2	16



ABOUT THE TOWNSHIP'S LAW ENFORCEMENT SERVICES

The Woodlands Township is a special purpose district providing municipal types of services to The Woodlands community. By law, The Woodlands Township cannot directly employ law enforcement officers; however, the Township contracts for supplemental law enforcement services in Montgomery County through a contract with the Montgomery County Sheriff's Office and in Harris County through a contract with Harris County Constable's Office, Precinct 4. The counties provide community policing services in eight residential zones and the tourism-oriented zone located in Town Center. All zones have full-time deputies providing 24/7 coverage. The Township also contracts with the Montgomery County Constable's Office, Precinct 3 for investigators specifically assigned to investigate crimes against children.

In addition to the Township's county contracted community-policing deputies, the counties also provide services as needed in the detective operation, administrative support, special services, SWAT team, training, recruitment, traffic control, identification – crime lab, communications, sex offender division, fleet operations, jail division, auto theft and other areas through the county tax levy.

INTERESTED IN LEARNING MORE?

For up-to-date information such as Press Releases and Featured Fugitives from the Montgomery County Sheriff's Office and other law enforcement agencies that serve The Woodlands, please visit www.thewoodlandstownship-tx.gov.

You can locate recent public safety media/Press Releases on the *Resident Page*, choose "Law Enforcement Services" at the bottom go to "Law Enforcement Advisories".

You can also sign up for The Woodlands Township Neighborhood Watch under "Neighborhood Watch" at www.thewoodlandstownship-tx.gov/neighborhoodwatch.