



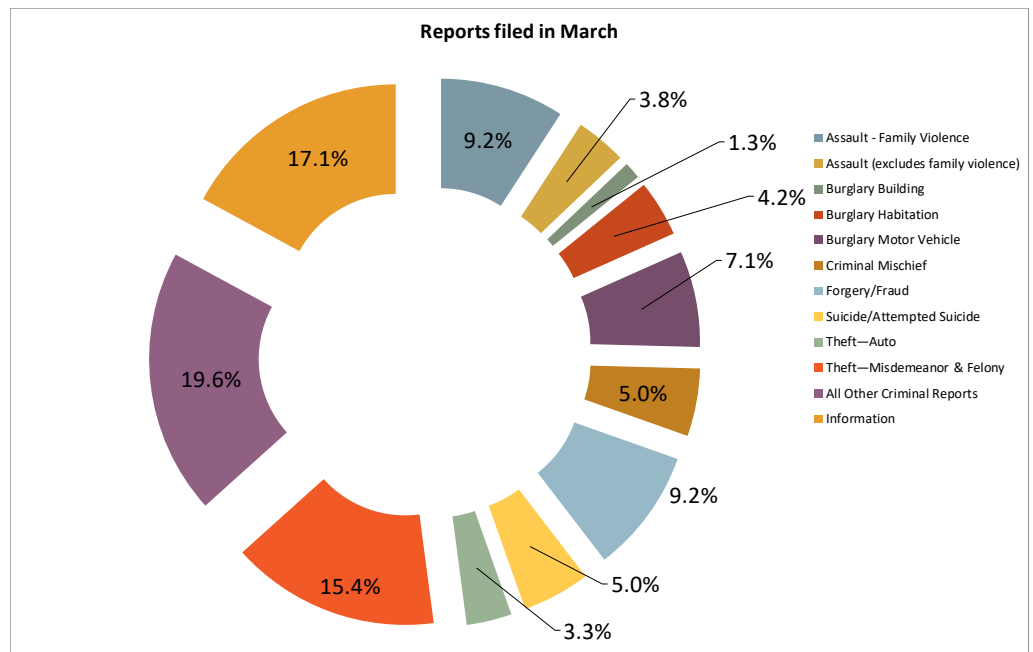
LAW ENFORCEMENT SERVICES

CRIME CATEGORIES OF NOTE

INSIDE THIS ISSUE:

<i>Crime Categories of Note</i> <i>By Village-2020-2019</i>	2
<i>Crime Comparison Chart—2020-2019</i>	3
<i>Summary of Monthly Activity 2020</i>	4
<i>Six Month Crime Trend</i>	6
<i>Additional Notes & Calls for Service</i>	7
<i>Reference Guide</i>	8

Crime Categories of Note	DEC 2019	JAN 2020	FEB 2020	MAR 2020	YTD 2020
Assault - Family Violence	16	23	20	22	65
Assault (excludes family violence)	11	0	1	9	10
Burglary Building	3	5	1	3	9
Burglary Habitation	2	2	4	10	16
Burglary Motor Vehicle	34	27	34	17	78
Criminal Mischief	24	20	18	12	50
Forgery/Fraud	44	40	49	22	111
Homicide	0	0	0	0	0
Robbery	3	0	0	0	0
Suicide/Attempted Suicide	2	3	8	12	23
Theft - Auto	13	10	5	8	23
Theft-Misdemeanor & Felony	68	65	52	37	154
All Other Criminal Reports	75	114	110	47	271
Information	70	61	72	41	174
TOTAL	365	370	374	240	984



CRIME CATEGORIES OF NOTE — BY VILLAGE/ZONE MARCH 2020 AND 2019



CRIME CATEGORIES OF NOTE—2020



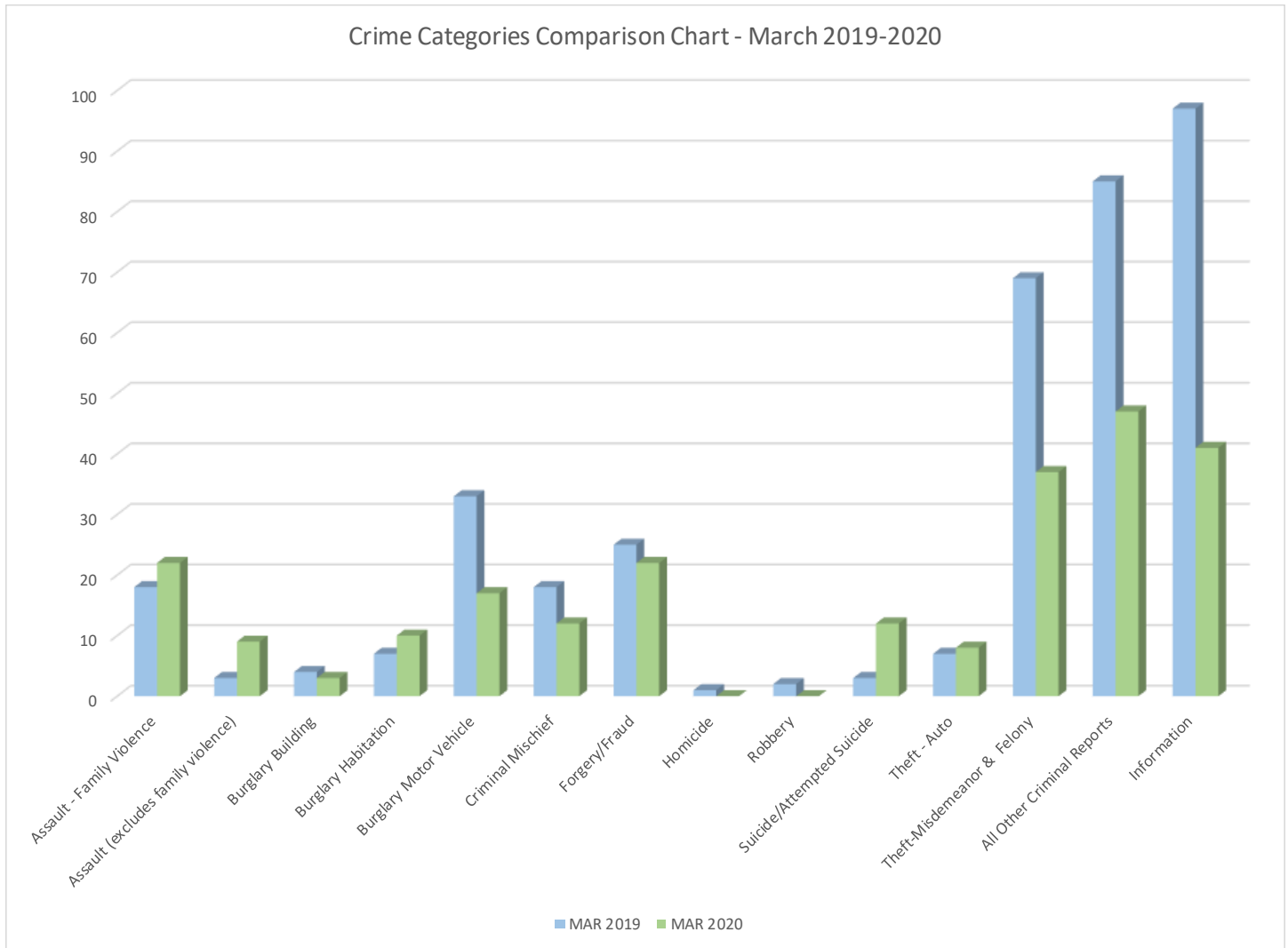
Crime Categories of Note	Grogan's Mill	Panther Creek	Indian Springs	Sterling Ridge	Alden Bridge	Cochran's Crossing	College Park	Town Center	Creekside Park	Total
Assault - Family Violence	4	2	2	3	2	4	1	3	1	22
Assault (excludes family violence)	1	1	0	0	0	1	2	4	0	9
Burglary Building	0	1	0	0	0	0	0	2	0	3
Burglary Habitation	4	1	0	0	2	2	1	0	0	10
Burglary Motor Vehicle	4	0	0	0	1	2	4	4	2	17
Criminal Mischief	4	0	0	2	1	0	0	3	2	12
Forgery/Fraud	1	3	2	2	2	1	1	8	2	22
Homicide	0	0	0	0	0	0	0	0	0	0
Robbery	0	0	0	0	0	0	0	0	0	0
Suicide/Attempted Suicide	3	2	1	1	1	1	0	1	2	12
Theft - Auto	1	1	0	0	1	0	2	3	0	8
Theft-Misdemeanor & Felony	3	4	0	4	2	2	2	17	3	37
All Other Criminal Reports Information	15	4	2	6	2	0	3	8	7	47
	8	4	3	5	5	3	3	9	1	41
Total	48	23	10	23	19	16	19	62	20	240

CRIME CATEGORIES OF NOTE—2019

Crime Categories of Note	Grogan's Mill	Panther Creek	Indian Springs	Sterling Ridge	Alden Bridge	Cochran's Crossing	College Park	Town Center	Creekside Park	Total
Assault - Family Violence	4	3	0	1	1	2	1	4	2	18
Assault (excludes family violence)	0	0	0	1	0	0	1	1	0	3
Burglary Building	3	0	0	0	0	0	0	1	0	4
Burglary Habitation	4	1	0	0	0	1	1	0	0	7
Burglary Motor Vehicle	7	1	0	5	1	1	6	12	0	33
Criminal Mischief	1	0	2	1	4	2	1	6	1	18
Forgery/Fraud	4	0	2	3	6	1	1	7	1	25
Homicide	1	0	0	0	0	0	0	0	0	1
Robbery	1	0	0	1	0	0	0	0	0	2
Suicide/Attempted Suicide	0	1	0	0	1	0	1	0	0	3
Theft - Auto	0	1	0	1	0	0	0	5	0	7
Theft-Misdemeanor & Felony	5	1	1	11	2	0	8	31	10	69
All Other Criminal Reports Information	14	10	4	10	8	4	9	26	0	85
	8	13	3	8	15	10	5	18	17	97
Total	52	31	12	42	38	21	34	111	31	372

CRIME COMPARISON CHART

MARCH 2020—2019



INTERESTED IN LEARNING MORE?

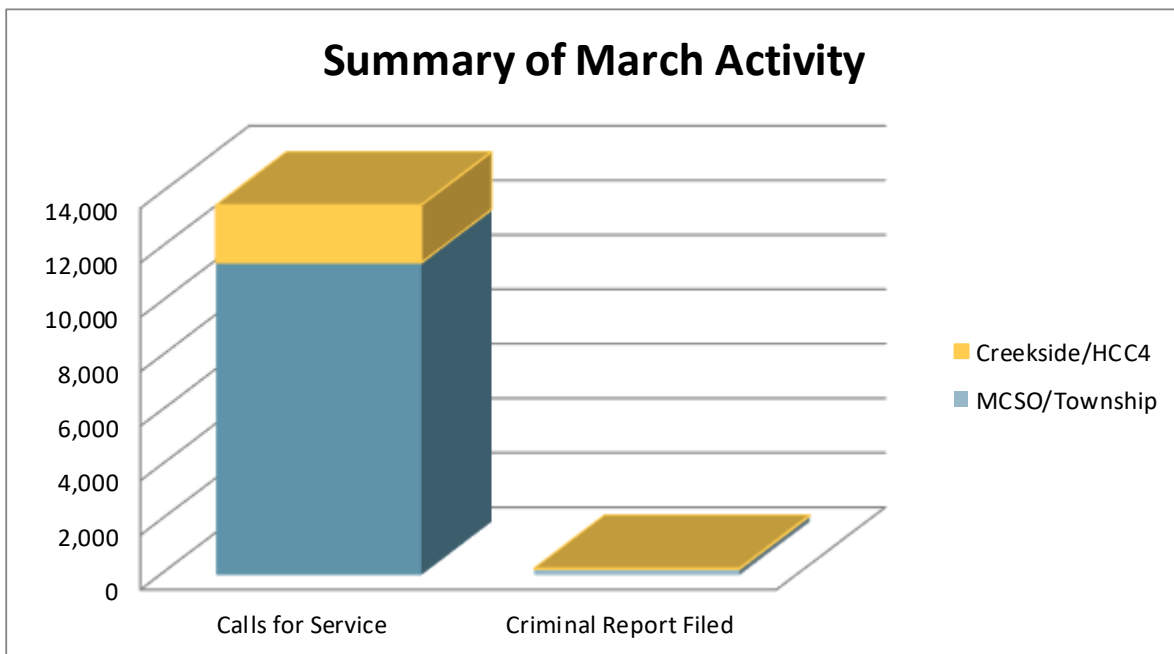
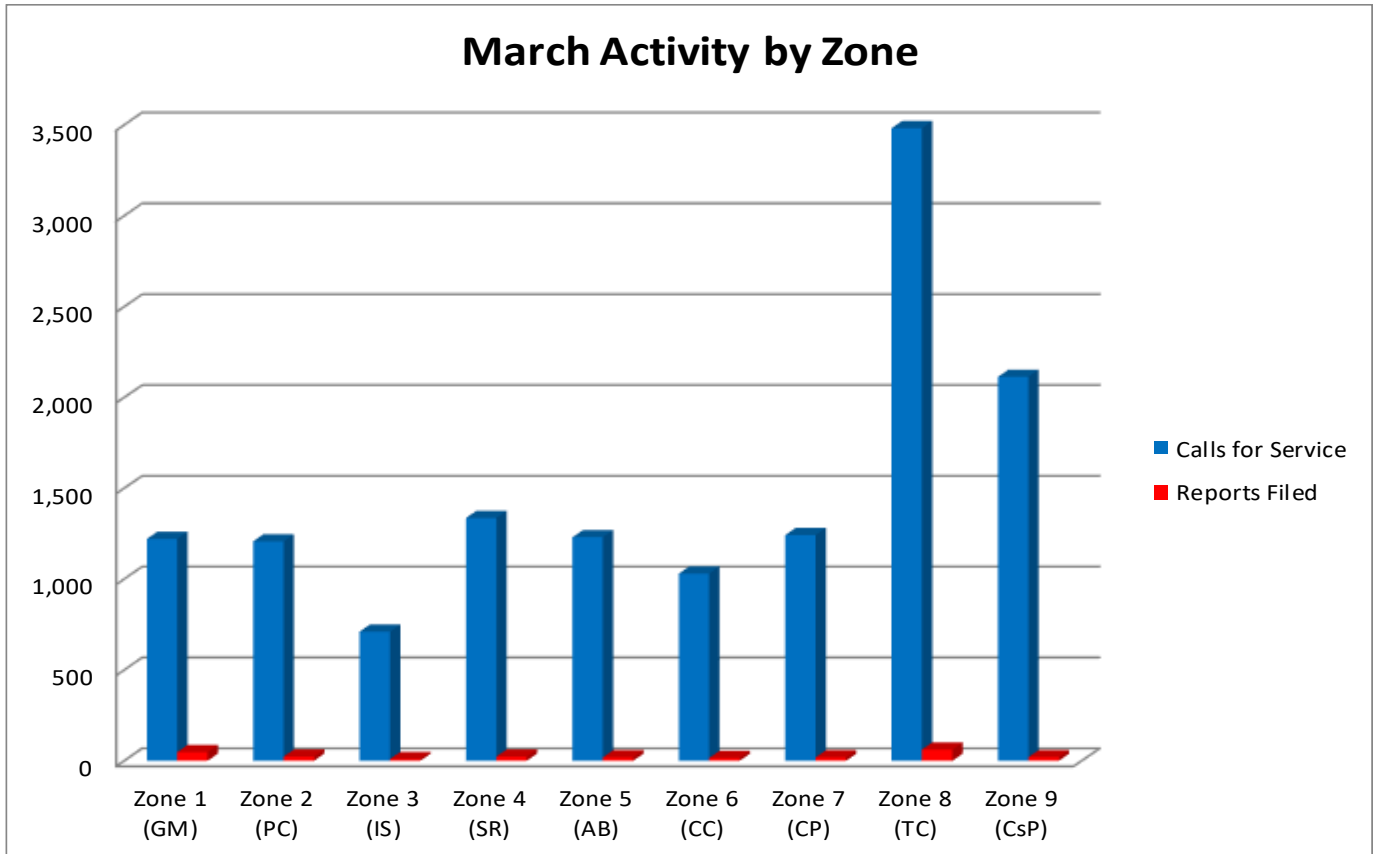
For up-to-date information such as Press Releases and Featured Fugitives from the Montgomery County Sheriff's Office and other law enforcement agencies that serve The Woodlands, please visit www.thewoodlandstownship-tx.gov.

You can locate recent public safety media/Press Releases on the *Resident Page*, choose “Law Enforcement Services” at the bottom go to “Law Enforcement Advisories”.

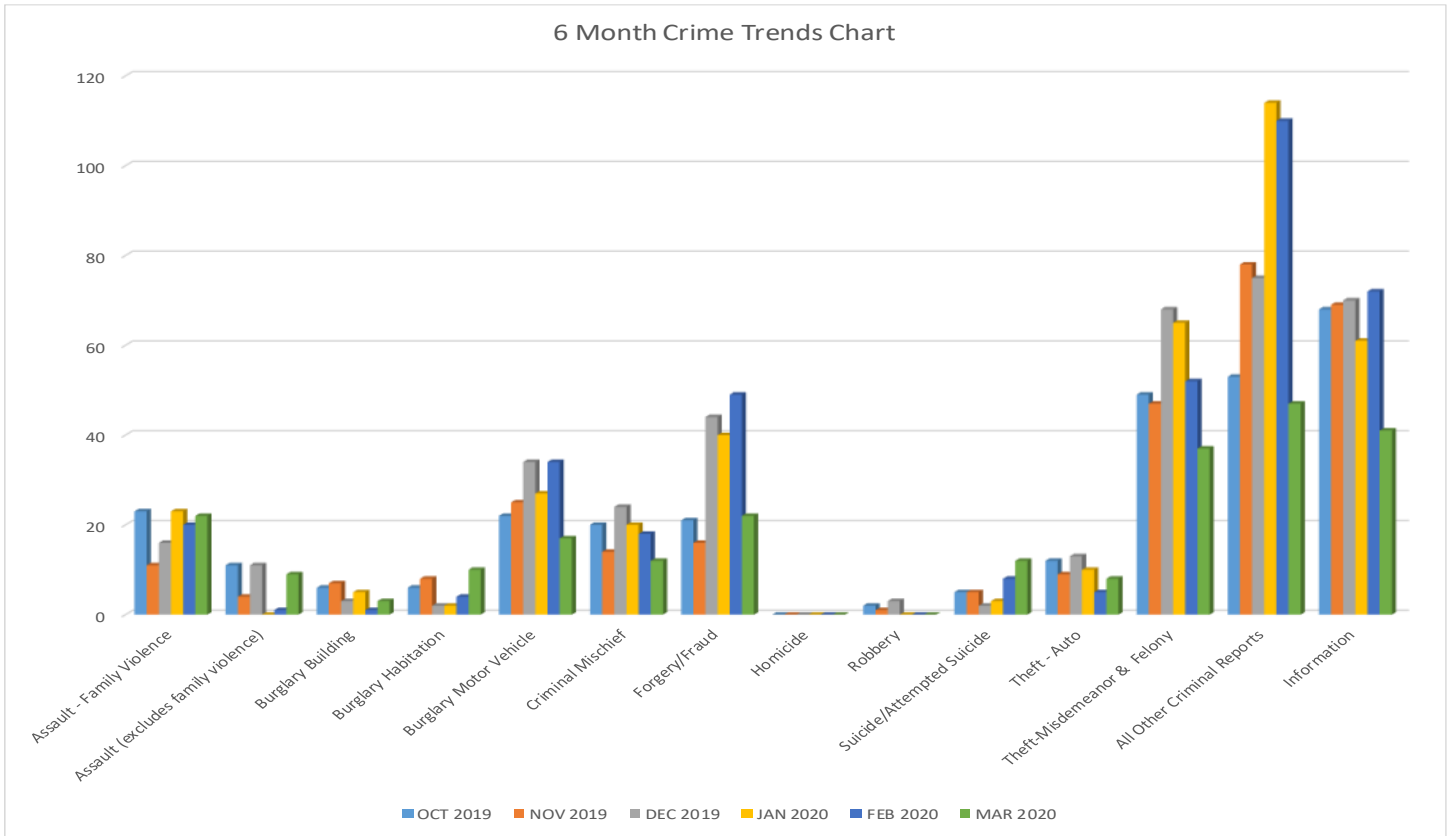
You can also sign up for The Woodlands Township Neighborhood Watch, choose “Neighborhood Watch” at www.thewoodlandstownship-tx.gov/neighborhoodwatch.

SUMMARY OF MARCH ACTIVITY

March 2020 - Summary	MCSO/Township	Creekside/HCC4	Total
Calls for Service	11,466	2,114	13,580
Criminal Report Filed	220	20	240



SIX MONTH CRIME TREND



QUICK REFERENCE GUIDE FOR USING THIS REPORT

This report represent an executive summary of activity in The Woodlands. The full report with appendix provides more detailed data on which the executive summary is based.

Please keep in mind that this report offers a snapshot in time for each of the months included based on the timing of when the data was provided by law enforcement. Due to the fluid nature of criminal investigation, some of the data may have developed further after the report data was released.

MCSO: Montgomery County Sheriff’s Office. Unless otherwise noted, this refers to MCSO Patrol The Woodlands Township Division .

Zones: The Woodlands Township contracts with the Montgomery County Sheriff’s Office for policing in

eight policing “zones”, comprising seven residential villages and one commercial district. Together, these zones make up MCSO Patrol The Woodlands Township Division. There is also a “zone” for the Village of Creekside Park, which is policed by the Harris County Constable’s Office—Precinct 4.

- Zone 1—Grogan’s Mill
- Zone 2—Panther Creek
- Zone 3—Indian Springs
- Zone 4—Sterling Ridge
- Zone 5—Alden Bridge
- Zone 6—Cochran’s Crossing
- Zone 7—College Park
- Zone 8—Town Center (commercial)
- Zone 9—Creekside Park

Frequently Asked Questions

- *Do call titles equal crimes committed?* No. Call Titles speak to the types of calls that are received, but an officer may make an alternate or additional finding upon review/investigation.
- *Do Criminal Statute Reports equal arrests?* No. Criminal Statute Reports indicate that an officer believes criminal activity has occurred. Depending on the situation, additional investigation may add to or negate criminal charges.
- *What is the role of the community in “Community Policing?”* To answer that question you must have knowledge of the most basic Crime Prevention teachings and the “Crime Triangle.” The Crime Triangle identifies three elements that must be present in order for crime to be committed.
 - *Desire* of a criminal to commit a crime;
 - *Ability* to commit the crime; and the
 - *Opportunity* for the crime to be committed



Fortunately, you (residents - businesses) have control over one of the elements of the Crime Triangle - *Opportunity*. By removing the opportunity for crime to occur you can break the Crime Triangle and contribute to the Community Policing effort here in The Woodlands.

- *Where can I find the full report?* This executive summary accompanied by a full appendix of reports of the Township’s contracted law enforcement services can be found on the Township website at www.thewoodlandstownship-tx.gov, go to “Law Enforcement Services” at the bottom go to “Community Policing Reports”.

Investigation of Crimes Against Children:

The Township contracts with MCSO and Montgomery County Constable’s Office - Precinct 3 for services specific to investigations of crimes against children. Both agencies receive referrals from Child Protective Services (CPS) routed to Safe Harbor. In addition to the Safe Harbor program, the Township contracts with Montgomery County Constable’s Office - Precinct 3 for an Internet Crimes Investigator position. It is understood that some cases may originate or conclude outside of the Township boundaries. The “Cases Assigned—MCSO” includes data only for cases assigned within the Township boundaries, not cases that may be assigned outside of the boundaries. The numbers in this section are not cumulative, as some cases carry over from month to month.



APPENDIX DETAILED REPORTS

MONTHLY ACTIVITY REPORT—CALLS FOR SERVICE

MARCH 2020—ALL ZONES



COMBINED LAW ENFORCEMENT CALLS FOR SERVICE BY VILLAGE



Call Type	Grogans Mill	Panther Creek	Indian Springs	Sterling Ridge	Alden Bridge	Cochrans Crossing	College Park	Town Center	Creekside Park	Total
911 CALLS	5	4	3	3	4	2	17	25	1	64
ALARMS	58	23	13	43	37	33	33	72	49	361
ANIMAL CALL	4	4	0	2	2	1	4	2	0	19
ASSAULT	1	2	0	0	0	0	1	2	0	6
ASSAULT (AGGRAVATED)	0	0	0	0	0	1	0	0	0	1
ASSAULT (FAMILY VIOLENCE)	4	2	2	4	2	4	1	4	1	24
ASSAULT (SEXUAL)	0	0	0	0	0	0	1	2	0	3
ASSIST CALLS	19	12	8	11	6	7	10	18	0	91
BURGLARY	4	2	0	2	1	2	1	2	0	14
BURGLARY (MOTOR VEHICLE)	4	0	0	0	1	2	4	4	2	17
CRIMINAL MISCHIEF	4	0	0	4	1	0	0	4	2	15
CRIMINAL TRESPASS	6	0	0	4	0	0	1	3	0	14
DIRECTED PATROL	422	465	413	711	623	312	768	1,491	463	5,668
DISTURBANCE	66	28	7	22	19	6	21	23	13	205
DOA (JP CALLS)	3	3	1	4	1	0	0	3	0	15
FACILITY CHECK	46	34	23	40	52	39	35	139	693	1,101
FORGERY / FRAUD	2	3	2	3	3	2	2	11	2	30
HARASSMENT	4	2	0	2	6	0	0	7	2	23
HOMICIDE	0	0	0	0	0	0	0	0	0	0
KIDNAPPING	0	0	0	0	0	0	0	0	0	0
MISSING PERSON (ADULT)	1	1	0	0	1	0	0	0	0	3
MISSING PERSON (JUVENILE)	1	0	0	1	4	0	0	0	0	6
NARCOTICS	2	2	0	0	0	0	3	0	0	7
PROWLER	0	0	0	0	0	0	0	0	0	0
PUBLIC INTOXICATION	2	0	1	0	0	0	0	6	0	9
PUBLIC SERVICE (INFO/CIVIL)	73	48	19	43	53	32	33	148	74	523
ROBBERY	0	0	0	0	0	0	0	0	0	0
SHOPLIFTING	0	0	0	4	0	0	6	13	0	23
SUICIDE (ATTEMPTED)	4	3	1	1	2	1	0	1	2	15
SUSPICIOUS PERSON	35	24	7	23	21	14	15	22	10	171
SUSPICIOUS VEHICLE	25	11	2	7	13	15	9	20	15	117
THEFT	5	4	0	4	4	3	3	18	3	44
TRAFFIC (D.U.I.D. & D.W.I.)	2	2	2	0	1	0	0	2	2	11
TRAFFIC ACCIDENT (MAJOR)	2	1	1	1	2	1	2	1	1	12
TRAFFIC ACCIDENT (MINOR)	12	8	9	10	24	6	17	40	6	132
TRAFFIC ENFORCEMENT	180	269	77	127	175	90	133	247	108	1,406
TRAFFIC HAZARD	7	10	9	6	28	8	3	11	12	94
VACATION WATCH	93	118	67	169	28	133	10	8	375	1,001
VEHICLE THEFT	2	1	0	0	1	0	2	5	0	11
WELFARE CHECK	47	39	13	28	36	22	27	62	6	280
ALL OTHER CALLS	77	83	31	58	80	295	81	1,067	272	2,044
TOTAL INCIDENTS	1,222	1,208	711	1,337	1,231	1,031	1,243	3,483	2,114	13,580
ARREST (MISDEMEANOR)	17	11	4	23	10	3	16	92	4	180
ARREST (FELONY)	6	1	0	6	0	1	3	28	0	45

MONTHLY ACTIVITY REPORT—CALLS FOR SERVICE MARCH 2019—ALL ZONES



COMBINED LAW ENFORCEMENT CALLS FOR SERVICE BY VILLAGE



Call Type	Grogan's Mill	Panther Creek	Indian Springs	Sterling Ridge	Alden Bridge	Cochran's Crossing	College Park	Town Center	Creekside Park	Total
911 CALLS	4	2	3	6	4	6	8	41	37	111
ALARMS	51	48	25	51	53	41	30	84	4	387
ANIMAL CALL	5	4	1	2	8	1	3	3	0	27
ASSAULT	1	1	2	1	1	0	1	3	0	10
ASSAULT (AGGRAVATED)	0	0	0	1	0	0	0	0	0	1
ASSAULT (FAMILY VIOLENCE)	3	6	0	3	2	4	1	6	2	27
ASSAULT (SEXUAL)	5	2	0	0	0	0	1	2	0	10
ASSIST CALLS	12	15	2	6	10	4	15	32	10	106
BURGLARY	10	1	0	0	0	1	1	1	0	14
BURGLARY (MOTOR VEHICLE)	8	1	0	5	1	1	6	15	9	46
CRIMINAL MISCHIEF	1	1	2	1	4	2	1	4	1	17
CRIMINAL TRESPASS	0	0	0	3	1	1	0	6	0	11
DIRECTED PATROL	702	529	295	670	638	508	591	1,381	n/a	5,314
DISTURBANCE	28	19	9	19	18	7	15	27	12	154
DOA (JP CALLS)	2	3	0	0	1	1	0	4	0	11
FACILITY CHECK	58	93	63	44	72	48	22	216	1	617
FORGERY / FRAUD	5	0	2	4	8	2	1	17	0	39
HARASSMENT	2	1	0	1	0	3	0	8	0	15
HOMICIDE	1	0	0	0	0	0	0	0	0	1
KIDNAPPING	0	0	0	0	0	0	0	0	0	0
MISSING PERSON (ADULT)	0	1	0	0	1	0	0	3	0	5
MISSING PERSON (JUVENILE)	0	1	0	1	2	1	0	2	1	8
NARCOTICS	1	5	0	0	2	0	4	8	0	20
PROWLER	0	0	0	0	1	1	0	0	0	2
PUBLIC INTOXICATION	1	1	1	2	1	0	1	9	0	16
PUBLIC SERVICE (INFO/CIVIL)	81	58	15	49	58	30	28	201	0	520
ROBBERY	1	0	0	1	0	0	0	0	0	2
SHOPLIFTING	0	0	0	6	0	0	8	13	0	27
SUICIDE (ATTEMPTED)	1	4	1	1	1	0	1	0	0	9
SUSPICIOUS PERSON	25	25	8	14	22	9	32	51	18	204
SUSPICIOUS VEHICLE	21	21	5	15	21	7	24	52	15	181
THEFT	5	2	1	13	1	1	4	28	10	65
TRAFFIC (D.U.I.D. & D.W.I.)	1	0	0	1	0	2	1	3	0	8
TRAFFIC ACCIDENT (MAJOR)	0	1	3	0	0	2	0	5	0	11
TRAFFIC ACCIDENT (MINOR)	12	12	21	13	21	9	16	47	4	155
TRAFFIC ENFORCEMENT	306	583	97	148	268	198	247	538	271	2,656
TRAFFIC HAZARD	14	11	6	22	28	12	11	24	5	133
VACATION WATCH	212	86	27	126	82	129	90	9	431	1,192
VEHICLE THEFT	0	1	1	1	0	0	1	2	0	6
WELFARE CHECK	56	41	13	26	45	12	34	103	8	338
ALL OTHER CALLS	89	98	76	80	53	258	125	1,331	715	2,825
TOTAL INCIDENTS	1,724	1,677	679	1,336	1,428	1,301	1,323	4,279	1,554	15,301
ARREST (MISDEMEANOR)	7	10	4	14	4	8	14	77	0	138
ARREST (FELONY)	6	9	3	6	2	4	6	22	1	59

ALPHA & OMEGA MOUNTED PATROL



- In March 2020 Mounted Patrol provided customer service and assisted security and law enforcement when appropriate. Special Events — Mounted Patrol Ice Cream Social at Market Street
 - **International Visitors:** Argentina, Brazil, Canada, China, England, France, Germany, Honduras, Italy, Mexico, Sweden and Switzerland
 - **Out-of-State Visitors:** Alabama, Alaska, Arizona, Arkansas, California, Colorado, Florida, Georgia, Idaho, Illinois, Indiana, Kansas, Louisiana, Maine, Maryland, Michigan, Minnesota, Mississippi, Missouri, Nevada, New Jersey, New Mexico, New York, North Carolina, North Dakota, Ohio, Oklahoma, Oregon, Pennsylvania, South Dakota, Tennessee, Utah, Vermont, Virginia, Washington, Wisconsin and Wyoming

Alpha & Omega Mounted	MAR 2020	MAR 2019		YTD 2020	YTD 2019
Car Alarm Checks	169	422		701	1,249
Lost Vehicles	25	130		165	407
Lockouts	0	9		20	19
Unsecured Vehicles	50	211		131	608
Directions	1,138	2,155		3,883	6,337
Handicap Parking	249	440		1,110	1,419
Customer Assists	370	559		1,316	1,205
Law Enforcement Assists	48	29		126	79
Security Assists	163	114		553	363

MONTGOMERY COUNTY JUSTICE COURT—PRECINCT 3



Justice of the Peace Court - 3	MAR 2020	YTD 2020
New Class "C" Misdemeanor Charges Filed	2,366	6,932
Cases Set on Criminal Docket	1,012	3,316
Criminal Cases Pending	5,310	15,645
Civil Cases on Docket	1,153	3,684
Arrest Warrants Issued	0	0
Total Revenues Collected for Month	\$315,816.00	\$913,084.00

Please note: Monthly statistics for this agency typically run one month behind.

MONTGOMERY COUNTY CONSTABLE'S OFFICE—PRECINCT 3—ICI

THE WOODLANDS TOWNSHIP	MAR 2020	MAR 2019		YTD 2020	YTD 2019
Internet Crimes Investigator					
Search Warrants	1	1		5	2
New Cases Assigned	0	5		5	13
Felony Charge(s) Filed	0	5		2	7
Misdemeanor Charge(s) Filed	0	0		0	0
Total Charges	0	5		2	7



MONTGOMERY COUNTY SHERIFF'S OFFICE AND MONTGOMERY COUNTY CONSTABLE'S OFFICE—PRECINCT 3— CHILDREN'S SAFE HARBOR THROUGH THE WOODLANDS TOWNSHIP



Children's Safe Harbor	MAR 2020	MAR 2019		YTD 2020	YTD 2019
Cases Assigned - MCSO (Woodlands only)	3	3		12	12
Cases Assigned - MCCO-P3	5	6		18	9
Total Safe Harbor - Township Assigned	13	9		35	21
Total (All) Safe Harbor Cases - Assigned	21	24		n/a	n/a
Total Charges Filed (Township)	1	0		4	1

CHARGES FILED—ICI & SAFE HARBOR

	DEC 2019	JAN 2020	FEB 2020	MAR 2020	YTD 2020
Charges Filed - Internet Crimes	0	1	1	0	2
Charges Filed - Safe Harbor	1	1	2	1	4
TOTAL CHARGES FILED	1	2	3	1	6



ABOUT THE TOWNSHIP'S LAW ENFORCEMENT SERVICES

The Woodlands Township is a special purpose district providing municipal types of services to The Woodlands community. By law, The Woodlands Township cannot directly employ law enforcement officers; however, the Township contracts for supplemental law enforcement services in Montgomery County through a contract with the Montgomery County Sheriff's Office and in Harris County through a contract with Harris County Constable's Office, Precinct 4. The counties provide community policing services in eight residential zones and the tourism-oriented zone located in Town Center. All zones have full-time deputies providing 24/7 coverage. The Township also contracts with the Montgomery County Constable's Office, Precinct 3 for investigators specifically assigned to investigate crimes against children.

In addition to the Township's county contracted community-policing deputies, the counties also provide services as needed in the detective operation, administrative support, special services, SWAT team, training, recruitment, traffic control, identification – crime lab, communications, sex offender division, fleet operations, jail division, auto theft and other areas through the county tax levy.

INTERESTED IN LEARNING MORE?

For up-to-date information such as Press Releases and Featured Fugitives from the Montgomery County Sheriff's Office and other law enforcement agencies that serve The Woodlands, please visit www.thewoodlandstownship-tx.gov.

You can locate recent public safety media/Press Releases on the *Resident Page*, choose "Law Enforcement Services" at the bottom go to "Law Enforcement Advisories".

You can also sign up for The Woodlands Township Neighborhood Watch under "Neighborhood Watch" at www.thewoodlandstownship-tx.gov/neighborhoodwatch.