



LAW ENFORCEMENT SERVICES

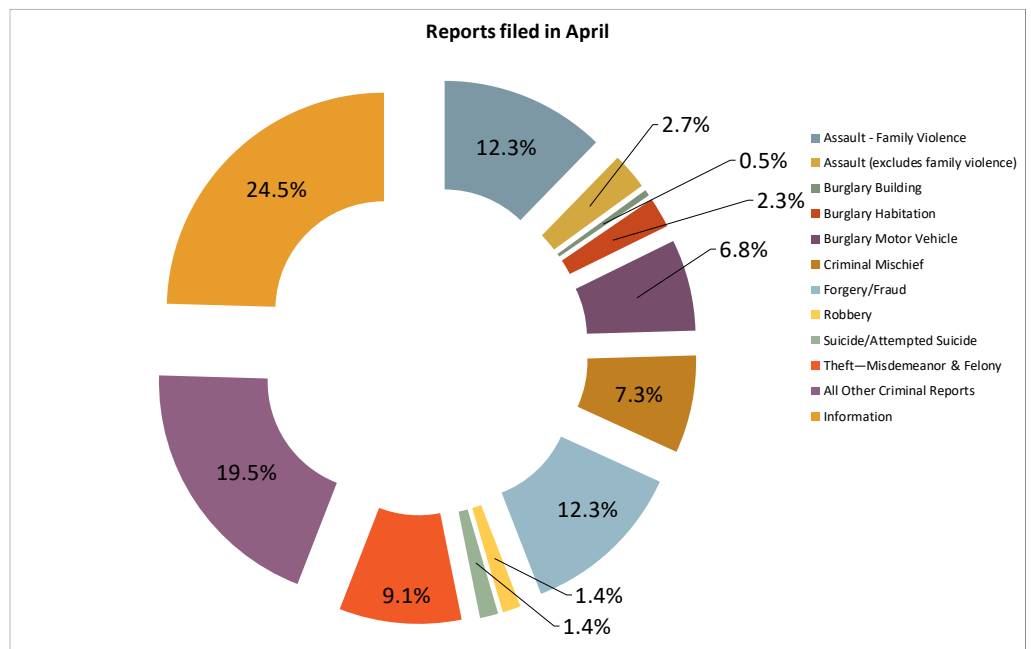
CRIME CATEGORIES OF NOTE

INSIDE THIS ISSUE:

<i>Crime Categories of Note</i> <i>By Village-2020-2019</i>	2
<i>Crime Comparison Chart—2020-2019</i>	3
<i>Summary of Monthly Activity 2020</i>	4
<i>Six Month Crime Trend</i>	6
<i>Additional Notes & Calls for Service</i>	7
<i>Reference Guide</i>	8

Crime Categories of Note	JAN 2020	FEB 2020	MAR 2020	APR 2020	YTD 2020
Assault - Family Violence	23	20	22	27	92
Assault (excludes family violence)	0	1	9	6	16
Burglary Building	5	1	3	1	10
Burglary Habitation	2	4	10	5	21
Burglary Motor Vehicle	27	34	17	15	93
Criminal Mischief	20	18	12	16	66
Forgery/Fraud	40	49	22	27	138
Homicide	0	0	0	0	0
Robbery	0	0	0	3	3
Suicide/Attempted Suicide	3	8	12	3	26
Theft - Auto	10	5	8	1	24
Theft-Misdemeanor & Felony	65	52	37	20	174
All Other Criminal Reports	114	110	47	43	314
Information	61	72	41	54	228
TOTAL	370	374	240	221	1,205

Crime Categories of Note combine crime data from both Harris and Montgomery Counties



CRIME CATEGORIES OF NOTE — BY VILLAGE/ZONE

APRIL 2020 AND 2019



CRIME CATEGORIES OF NOTE—2020



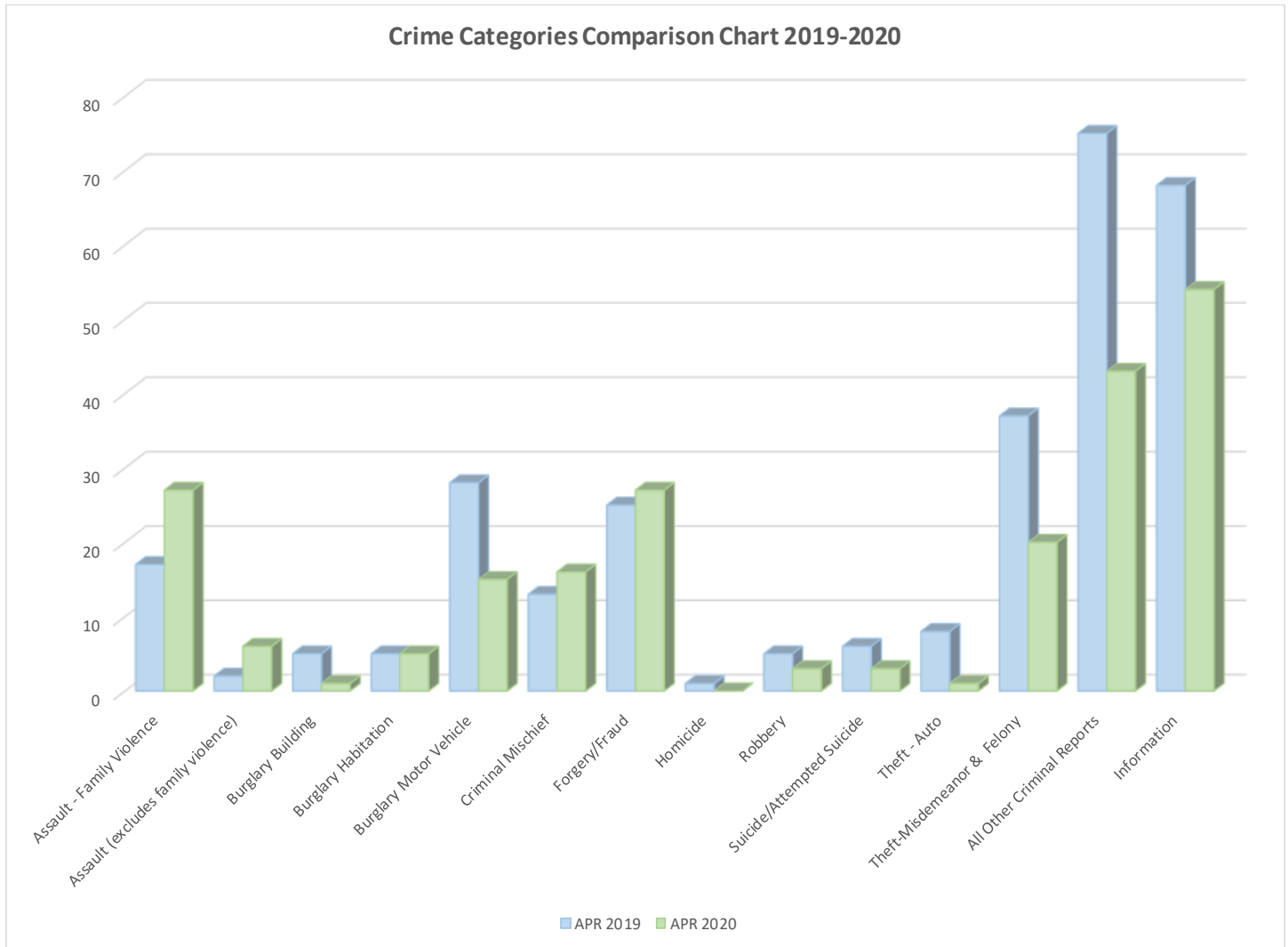
Crime Category of Note	Grogan's Mill	Panther Creek	Indian Springs	Sterling Ridge	Alden Bridge	Cochran's Crossing	College Park	Town Center	Creekside Park	Total
Assault - Family Violence	7	4	2	2	2	3	3	2	2	27
Assault (excludes family violence)	1	2	0	1	0	0	2	0	0	6
Burglary Building	0	0	0	0	0	0	1	0	0	1
Burglary Habitation	4	1	0	0	0	0	0	0	0	5
Burglary Motor Vehicle	0	0	2	1	1	2	2	1	6	15
Criminal Mischief	2	3	1	1	0	1	2	5	1	16
Forgery/Fraud	2	3	1	3	8	1	1	4	4	27
Homicide	0	0	0	0	0	0	0	0	0	0
Robbery	0	0	1	1	0	0	0	1	0	3
Suicide/Attempted Suicide	0	0	0	1	1	0	0	0	1	3
Theft - Auto	0	0	1	0	0	0	0	0	0	1
Theft-Misdemeanor & Felony	1	2	0	4	2	0	1	7	3	20
All Other Criminal Reports	7	5	0	7	1	0	9	7	7	43
Information	13	9	3	3	7	2	7	6	4	54
Total	37	29	11	24	22	9	28	33	28	221

CRIME CATEGORIES OF NOTE—2019

Crime Category of Note	Grogan's Mill	Panther Creek	Indian Springs	Sterling Ridge	Alden Bridge	Cochran's Crossing	College Park	Town Center	Creekside Park	Total
Assault - Family Violence	3	2	1	1	2	2	2	0	4	17
Assault (excludes family violence)	0	1	0	0	0	0	1	0	0	2
Burglary Building	0	0	1	0	0	1	0	3	0	5
Burglary Habitation	3	1	0	0	1	0	0	0	0	5
Burglary Motor Vehicle	4	2	1	2	0	2	3	14	0	28
Criminal Mischief	0	2	1	3	0	1	1	4	1	13
Forgery/Fraud	5	1	1	1	7	1	0	8	1	25
Homicide	0	0	0	0	0	0	0	0	1	1
Robbery	0	1	0	2	0	1	1	0	0	5
Suicide/Attempted Suicide	0	0	1	1	0	0	1	2	1	6
Theft - Auto	1	0	0	1	0	0	0	6	0	8
Theft-Misdemeanor & Felony	3	1	0	6	0	1	4	19	3	37
All Other Criminal Reports	4	10	7	3	4	1	9	31	6	75
Information	8	15	3	11	5	5	7	8	6	68
Total	31	36	16	31	19	15	29	95	23	295

CRIME COMPARISON CHART

APRIL 2020—2019



INTERESTED IN LEARNING MORE?

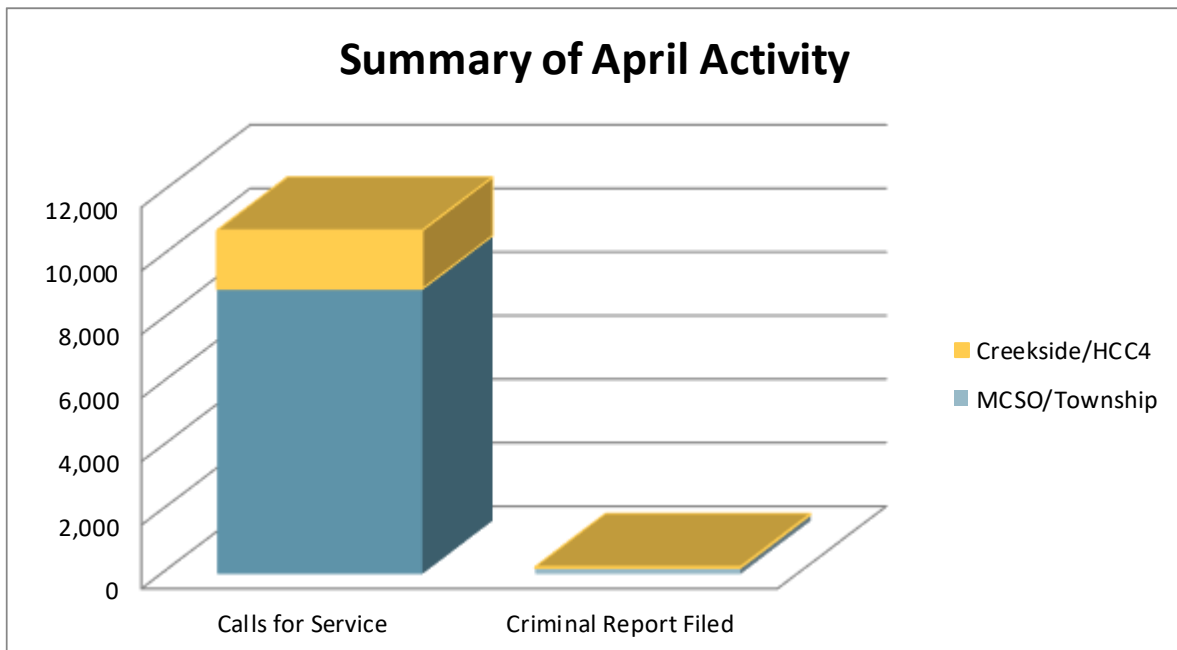
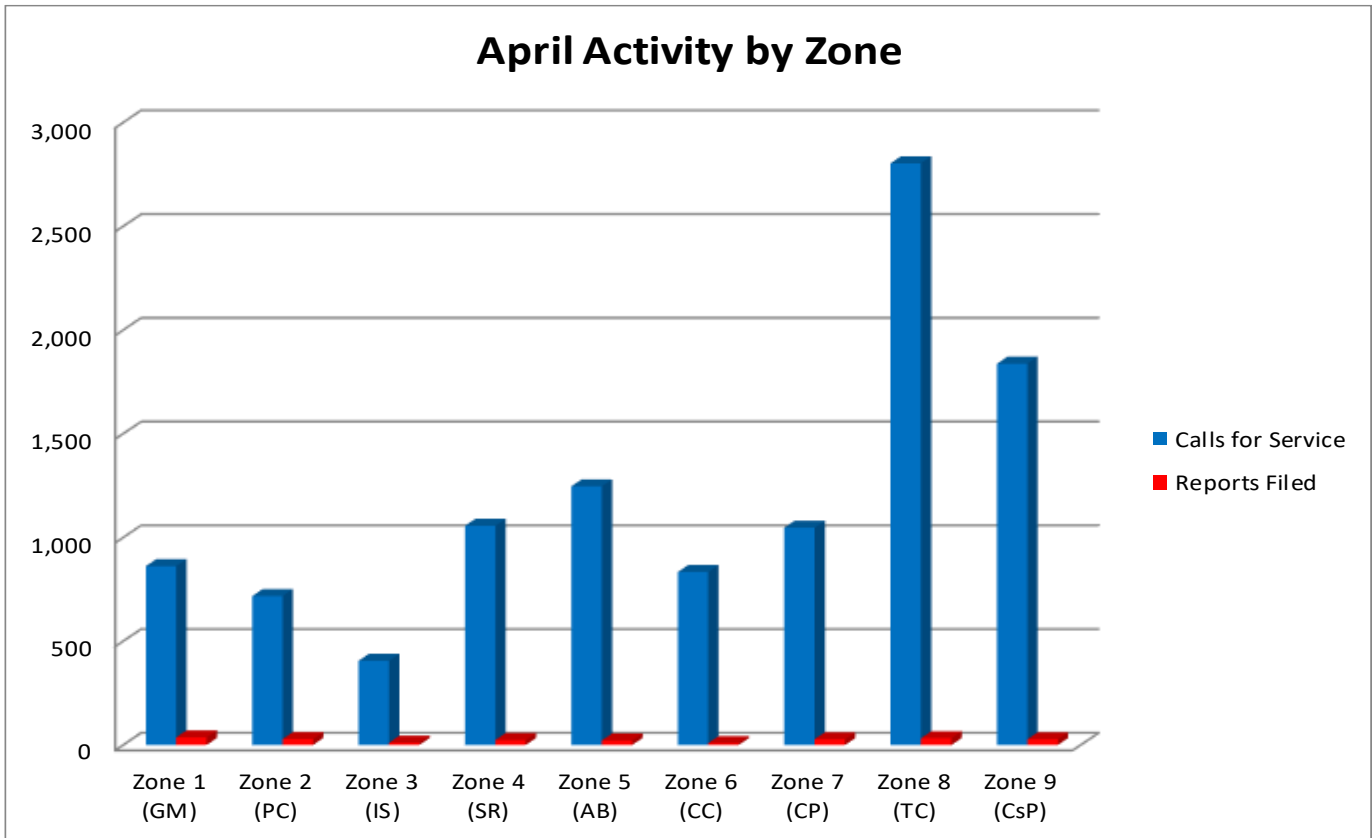
For up-to-date information such as Press Releases and Featured Fugitives from the Montgomery County Sheriff’s Office and other law enforcement agencies that serve The Woodlands, please visit www.thewoodlandstownship-tx.gov.

You can locate recent public safety media/Press Releases on the *Resident Page*, choose “*Law Enforcement Services*” at the bottom go to “*Law Enforcement Advisories*”.

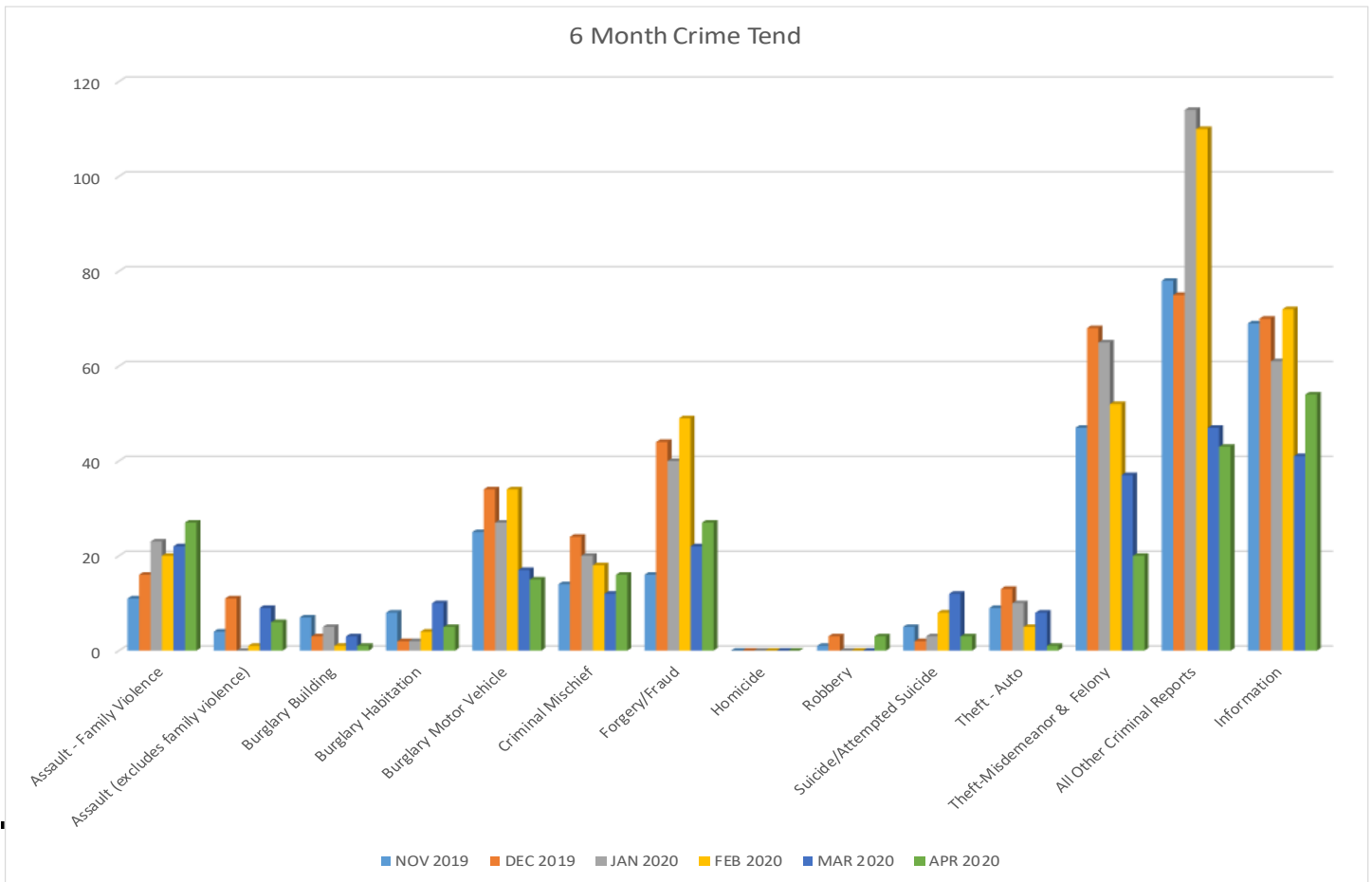
You can also sign up for The Woodlands Township Neighborhood Watch, choose “*Neighborhood Watch*” at www.thewoodlandstownship-tx.gov/neighborhoodwatch.

SUMMARY OF APRIL ACTIVITY

April 2020 - Summary Report	MCSO/Township	Creekside/HCC4	Total
Calls for Service	8,975	1,838	10,813
Criminal Report Filed	193	28	221



SIX MONTH CRIME TREND



QUICK REFERENCE GUIDE FOR USING THIS REPORT

This report represent an executive summary of activity in The Woodlands. The full report with appendix provides more detailed data on which the executive summary is based.

Please keep in mind that this report offers a snapshot in time for each of the months included based on the timing of when the data was provided by law enforcement. Due to the fluid nature of criminal investigation, some of the data may have developed further after the report data was released.

MCSO: Montgomery County Sheriff’s Office. Unless otherwise noted, this refers to MCSO Patrol The Woodlands Township Division .

Zones: The Woodlands Township contracts with the Montgomery County Sheriff’s Office for policing in

eight policing “zones”, comprising seven residential villages and one commercial district. Together, these zones make up MCSO Patrol The Woodlands Township Division. There is also a “zone” for the Village of Creekside Park, which is policed by the Harris County Constable’s Office—Precinct 4.

- Zone 1—Grogan’s Mill
- Zone 2—Panther Creek
- Zone 3—Indian Springs
- Zone 4—Sterling Ridge
- Zone 5—Alden Bridge
- Zone 6—Cochran’s Crossing
- Zone 7—College Park
- Zone 8—Town Center (commercial)
- Zone 9—Creekside Park

Frequently Asked Questions

- *Do call titles equal crimes committed?* No. Call Titles speak to the types of calls that are received, but an officer may make an alternate or additional finding upon review/investigation.
- *Do Criminal Statute Reports equal arrests?* No. Criminal Statute Reports indicate that an officer believes criminal activity has occurred. Depending on the situation, additional investigation may add to or negate criminal charges.
- *What is the role of the community in “Community Policing?”* To answer that question you must have knowledge of the most basic Crime Prevention teachings and the “Crime Triangle.” The Crime Triangle identifies three elements that must be present in order for crime to be committed.
 - *Desire* of a criminal to commit a crime;
 - *Ability* to commit the crime; and the
 - *Opportunity* for the crime to be committed



Fortunately, you (residents - businesses) have control over one of the elements of the Crime Triangle - *Opportunity*. By removing the opportunity for crime to occur you can break the Crime Triangle and contribute to the Community Policing effort here in The Woodlands.

- *Where can I find the full report?* This executive summary accompanied by a full appendix of reports of the Township’s contracted law enforcement services can be found on the Township website at www.thewoodlandstownship-tx.gov, go to “Law Enforcement Services” at the bottom go to “Community Policing Reports”.

Investigation of Crimes Against Children:

The Township contracts with MCSO and Montgomery County Constable’s Office - Precinct 3 for services specific to investigations of crimes against children. Both agencies receive referrals from Child Protective Services (CPS) routed to Safe Harbor. In addition to the Safe Harbor program, the Township contracts with Montgomery County Constable’s Office - Precinct 3 for an Internet Crimes Investigator position. It is understood that some cases may originate or conclude outside of the Township boundaries. The “Cases Assigned—MCSO” includes data only for cases assigned within the Township boundaries, not cases that may be assigned outside of the boundaries. The numbers in this section are not cumulative, as some cases carry over from month to month.



APPENDIX DETAILED REPORTS

MONTHLY ACTIVITY REPORT—CALLS FOR SERVICE

APRIL 2020—ALL ZONES



COMBINED LAW ENFORCEMENT CALLS FOR SERVICE BY VILLAGE



CALL TYPE	Grogans Mill	Panther Creek	Indian Springs	Sterling Ridge	Alden Bridge	Cochrans Crossing	College Park	Town Center	Creekside Park	Total
911 CALLS	3	2	0	1	3	2	6	13	1	31
ALARMS	29	15	16	33	27	25	22	51	21	239
ANIMAL CALL	3	2	2	0	2	1	2	1	2	15
ASSAULT	1	2	0	1	0	0	3	0	0	7
ASSAULT (AGGRAVATED)	0	0	0	0	0	0	0	0	0	0
ASSAULT (FAMILY VIOLENCE)	7	4	2	4	2	3	3	2	2	29
ASSAULT (SEXUAL)	1	0	0	0	0	0	0	0	0	1
ASSIST CALLS	16	12	3	13	10	3	10	15	0	82
BURGLARY	4	1	0	0	0	0	1	0	1	7
BURGLARY (MOTOR VEHICLE)	1	0	3	2	1	2	2	1	6	18
CRIMINAL MISCHIEF	2	3	2	3	2	1	3	6	4	26
CRIMINAL TRESPASS	1	0	1	3	0	1	4	4	0	14
DIRECTED PATROL	428	370	281	753	778	407	701	1,618	633	5,969
DISTURBANCE	49	33	8	17	22	15	21	15	17	197
DOA (JP CALLS)	5	3	1	0	3	1	2	2	3	20
FACILITY CHECK	39	25	10	25	142	46	38	87	564	976
FORGERY / FRAUD	2	3	1	6	10	2	1	4	4	33
HARASSMENT	6	4	0	1	2	0	2	0	1	16
HOMICIDE	0	0	0	0	0	0	0	0	0	0
KIDNAPPING	0	0	0	0	0	0	0	0	0	0
MISSING PERSON (ADULT)	1	0	0	0	1	0	1	0	0	3
MISSING PERSON (JUVENILE)	0	0	0	0	3	0	0	0	1	4
NARCOTICS	2	2	0	0	0	0	1	0	0	5
PROWLER	0	0	0	0	0	0	0	0	0	0
PUBLIC INTOXICATION	0	1	0	0	0	0	0	0	0	1
PUBLIC SERVICE (INFO/CIVIL)	87	62	19	47	68	32	38	95	93	541
ROBBERY	0	0	1	2	0	0	0	1	0	4
SHOPLIFTING	0	0	0	6	0	0	12	3	0	21
SUICIDE (ATTEMPTED)	0	2	0	1	1	0	0	0	0	4
SUSPICIOUS PERSON	18	19	10	13	22	17	26	34	14	173
SUSPICIOUS VEHICLE	15	7	4	10	11	9	5	12	17	90
THEFT	3	2	0	4	3	0	3	8	3	26
TRAFFIC (D.U.I.D. & D.W.I.)	0	1	0	0	1	0	0	1	0	3
TRAFFIC ACCIDENT (MAJOR)	2	1	0	2	1	0	1	1	0	8
TRAFFIC ACCIDENT (MINOR)	7	3	6	11	9	1	16	12	2	67
TRAFFIC ENFORCEMENT	5	7	11	8	35	6	25	34	15	146
TRAFFIC HAZARD	11	8	7	4	18	2	6	14	4	74
VACATION WATCH	15	29	0	21	0	8	0	0	172	245
VEHICLE THEFT	0	0	1	0	0	0	0	2	0	3
WELFARE CHECK	50	26	7	27	32	8	22	31	10	213
ALL OTHER CALLS	49	69	10	39	38	242	70	737	248	1,502
TOTAL INCIDENTS	862	718	406	1,057	1,247	834	1,047	2,804	1,838	10,813
ARREST (MISDEMEANOR)	10	6	0	3	2	1	7	11	0	40
ARREST (FELONY)	6	1	0	0	5	0	7	8	3	30

MONTHLY ACTIVITY REPORT—CALLS FOR SERVICE

APRIL 2019—ALL ZONES



COMBINED LAW ENFORCEMENT CALLS FOR SERVICE BY VILLAGE



Call Type	Grogan's Mill	Panther Creek	Indian Springs	Sterling Ridge	Alden Bridge	Cochran's Crossing	College Park	Town Center	Creekside Park	Total
911 CALLS	9	3	3	4	2	1	9	39	1	71
ALARMS	44	23	25	53	55	54	26	95	47	422
ANIMAL CALL	4	2	0	1	1	1	3	5	1	18
ASSAULT	1	2	0	0	0	0	2	0	0	5
ASSAULT (AGGRAVATED)	0	0	0	0	0	0	0	1	0	1
ASSAULT (FAMILY VIOLENCE)	6	5	1	1	1	1	1	1	4	21
ASSAULT (SEXUAL)	0	2	0	0	1	1	0	1	0	5
ASSIST CALLS	15	18	8	5	16	8	16	25	8	119
BURGLARY	2	1	1	0	1	1	2	4	0	12
BURGLARY (MOTOR VEHICLE)	4	3	1	2	2	2	3	15	0	32
CRIMINAL MISCHIEF	0	2	1	7	0	1	1	3	1	16
CRIMINAL TRESPASS	4	0	2	2	5	0	5	6	0	24
DIRECTED PATROL	631	573	294	589	620	495	481	1,504	286	5,473
DISTURBANCE	40	31	7	18	20	12	22	29	26	205
DOA (JP CALLS)	0	2	1	2	0	2	1	1	0	9
FACILITY CHECK	49	71	52	26	52	15	17	201	0	483
FORGERY / FRAUD	7	4	1	3	7	2	0	13	1	38
HARASSMENT	4	0	1	3	4	2	2	5	0	21
HOMICIDE	0	0	0	0	0	0	0	0	1	0
KIDNAPPING	0	0	0	0	0	0	0	0	0	0
MISSING PERSON (ADULT)	0	1	0	0	0	0	0	1	0	2
MISSING PERSON (JUVENILE)	2	0	0	1	0	0	0	0	1	4
NARCOTICS	2	3	3	0	0	0	4	7	0	19
PROWLER	0	0	0	0	1	0	0	0	0	0
PUBLIC INTOXICATION	0	0	0	1	1	0	0	6	0	8
PUBLIC SERVICE (INFO/CIVIL)	74	66	14	43	55	31	46	145	9	483
ROBBERY	1	1	0	2	0	1	1	0	0	6
SHOPLIFTING	0	0	0	8	0	0	7	7	0	22
SUICIDE (ATTEMPTED)	2	0	2	2	1	0	1	1	1	10
SUSPICIOUS PERSON	28	17	14	12	14	13	21	36	9	164
SUSPICIOUS VEHICLE	21	12	15	12	18	7	11	53	24	173
THEFT	4	1	0	6	2	0	4	30	3	50
TRAFFIC (D.U.I.D. & D.W.I.)	1	0	1	1	1	0	2	5	0	11
TRAFFIC ACCIDENT (MAJOR)	1	0	1	0	2	0	3	2	1	10
TRAFFIC ACCIDENT (MINOR)	7	11	23	16	22	10	30	56	4	179
TRAFFIC ENFORCEMENT	297	971	171	298	373	300	154	707	194	3,465
TRAFFIC HAZARD	12	15	12	19	34	15	6	25	4	142
VACATION WATCH	104	21	13	189	20	121	8	7	348	831
VEHICLE THEFT	0	0	0	0	0	0	0	5	0	5
WELFARE CHECK	65	68	17	29	39	13	28	110	6	375
ALL OTHER CALLS	121	116	87	56	86	276	133	1,287	836	2,998
TOTAL INCIDENTS	1,562	2,045	771	1,411	1,456	1,385	1,050	4,438	1,816	15,934
ARREST (MISDEMEANOR)	22	17	5	11	5	4	28	70	0	162
ARREST (FELONY)	5	5	1	2	2	3	11	22	0	51

ALPHA & OMEGA MOUNTED PATROL



- In April 2020 Mounted Patrol provided customer service and assisted security and law enforcement when appropriate.
 - **International Visitors:** Canada, Mexico and Nigeria
 - **Out-of-State Visitors:** Alabama, Alaska, Arizona, Arkansas, California, Colorado, Florida, Georgia, Idaho, Illinois, Indiana, Iowa, Kansas, Louisiana, Maine, Maryland, Minnesota, Mississippi, Missouri, Nebraska, Nevada, New Jersey, New Mexico, New York, North Carolina, North Dakota, Ohio, Oklahoma, Oregon, Pennsylvania, Rhode Island, South Carolina, Tennessee, Utah, Virginia, Washington, Wisconsin and Wyoming

Alpha & Omega Mounted	APR 2020	APR 2019		YTD 2020	YTD 2019
Car Alarm Checks	94	463		795	1,712
Lost Vehicles	20	108		185	515
Lockouts	1	5		21	24
Unsecured Vehicles	64	174		195	782
Directions	692	1,872		4,575	8,209
Handicap Parking	53	358		1,163	1,777
Customer Assists	194	326		1,510	1,531
Law Enforcement Assists	14	33		140	112
Security Assists	28	146		581	509

MONTGOMERY COUNTY JUSTICE COURT—PRECINCT 3



Justice of the Peace Court - 3	APR 2020	YTD 2020
New Class "C" Misdemeanor Charges Filed	628	7,560
Cases Set on Criminal Docket	1,063	4,379
Criminal Cases Pending	5,104	20,749
Civil Cases on Docket	1,072	4,756
Arrest Warrants Issued	0	0
Total Revenues Collected for Month	\$194,703.00	\$1,107,787.00

Please note: Monthly statistics for this agency typically run one month behind.

MONTGOMERY COUNTY CONSTABLE'S OFFICE—PRECINCT 3—ICI

THE WOODLANDS TOWNSHIP	APR 2020	APR 2019		YTD 2020	YTD 2019
Internet Crimes Investigator					
Search Warrants	0	0		5	2
New Cases Assigned	0	3		5	16
Felony Charge(s) Filed	1	2		3	9
Misdemeanor Charge(s) Filed	0	0		0	0
Total Charges	0	12		2	19



MONTGOMERY COUNTY SHERIFF'S OFFICE AND MONTGOMERY COUNTY CONSTABLE'S OFFICE—PRECINCT 3— CHILDREN'S SAFE HARBOR THROUGH THE WOODLANDS TOWNSHIP

Children's Safe Harbor	APR 2020	APR 2019		YTD 2020	YTD 2019
Cases Assigned - MCSO (Woodlands only)	0	4		12	16
Cases Assigned - MCCO-P3	6	3		24	12
Total Safe Harbor - Township Assigned	6	7		41	28
Total (All) Safe Harbor Cases - Assigned	19	23		n/a	n/a
Total Charges Filed (Township)	1	0		5	1



CHARGES FILED—ICI & SAFE HARBOR

	JAN 2020	FEB 2020	MAR 2020	APR 2020	YTD 2020
Charges Filed - Internet Crimes	1	1	0	1	3
Charges Filed - Safe Harbor	1	2	1	1	5
TOTAL CHARGES FILED	2	3	1	2	8



ABOUT THE TOWNSHIP'S LAW ENFORCEMENT SERVICES

The Woodlands Township is a special purpose district providing municipal types of services to The Woodlands community. By law, The Woodlands Township cannot directly employ law enforcement officers; however, the Township contracts for supplemental law enforcement services in Montgomery County through a contract with the Montgomery County Sheriff's Office and in Harris County through a contract with Harris County Constable's Office, Precinct 4. The counties provide community policing services in eight residential zones and the tourism-oriented zone located in Town Center. All zones have full-time deputies providing 24/7 coverage. The Township also contracts with the Montgomery County Constable's Office, Precinct 3 for investigators specifically assigned to investigate crimes against children.

In addition to the Township's county contracted community-policing deputies, the counties also provide services as needed in the detective operation, administrative support, special services, SWAT team, training, recruitment, traffic control, identification – crime lab, communications, sex offender division, fleet operations, jail division, auto theft and other areas through the county tax levy.

INTERESTED IN LEARNING MORE?

For up-to-date information such as Press Releases and Featured Fugitives from the Montgomery County Sheriff's Office and other law enforcement agencies that serve The Woodlands, please visit www.thewoodlandstownship-tx.gov.

You can locate recent public safety media/Press Releases on the *Resident Page*, choose "Law Enforcement Services" at the bottom go to "Law Enforcement Advisories".

You can also sign up for The Woodlands Township Neighborhood Watch under "Neighborhood Watch" at www.thewoodlandstownship-tx.gov/neighborhoodwatch.