



# LAW ENFORCEMENT SERVICES

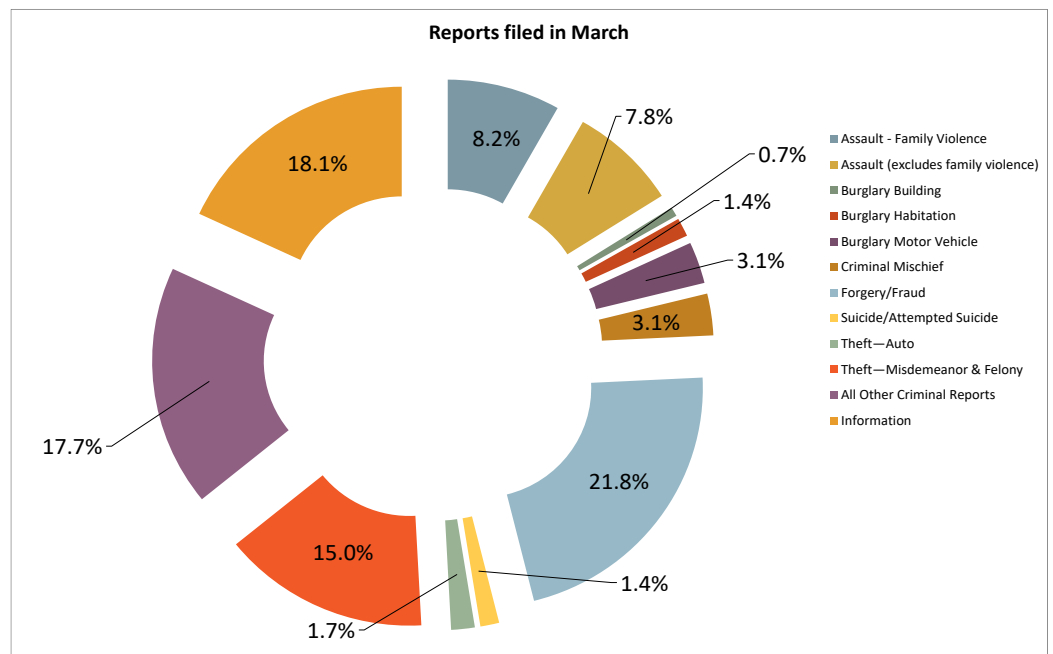
## CRIME CATEGORIES OF NOTE

INSIDE THIS ISSUE:

<i>Crime Categories of Note</i> <i>By Village-2021-2020</i>	2
<i>Crime Comparison Chart—2021-2020</i>	3
<i>Summary of Monthly Activity 2021</i>	4
<i>Six Month Crime Trend</i>	6
<i>Additional Notes &amp; Calls for Service</i>	7
<i>Reference Guide</i>	8

Crime Category of Note	DEC 2020	JAN 2021	FEB 2021	MAR 2021	YTD 2021
<b>Assault - Family Violence</b>	19	17	29	24	70
<b>Assault (excludes family violence)</b>	7	9	25	23	57
<b>Burglary Building</b>	3	6	5	2	13
<b>Burglary Habitation</b>	5	2	6	4	12
<b>Burglary Motor Vehicle</b>	56	17	30	9	56
<b>Criminal Mischief</b>	11	16	13	9	38
<b>Forgery/Fraud</b>	40	39	40	64	143
<b>Homicide</b>	0	0	0	1	1
<b>Robbery</b>	0	1	1	1	3
<b>Suicide/Attempted Suicide</b>	5	6	3	4	13
<b>Theft - Auto</b>	11	3	3	5	11
<b>Theft-Misdemeanor &amp; Felony</b>	29	62	48	44	154
<b>All Other Criminal Reports</b>	65	58	32	52	142
<b>Information</b>	73	66	72	53	191
<b>TOTAL</b>	<b>324</b>	<b>302</b>	<b>307</b>	<b>295</b>	<b>904</b>

Crime Categories of Note combine crime data from both Harris and Montgomery Counties



# CRIME CATEGORIES OF NOTE — BY VILLAGE/ZONE

## MARCH 2021 AND 2020



### CRIME CATEGORIES OF NOTE—2021



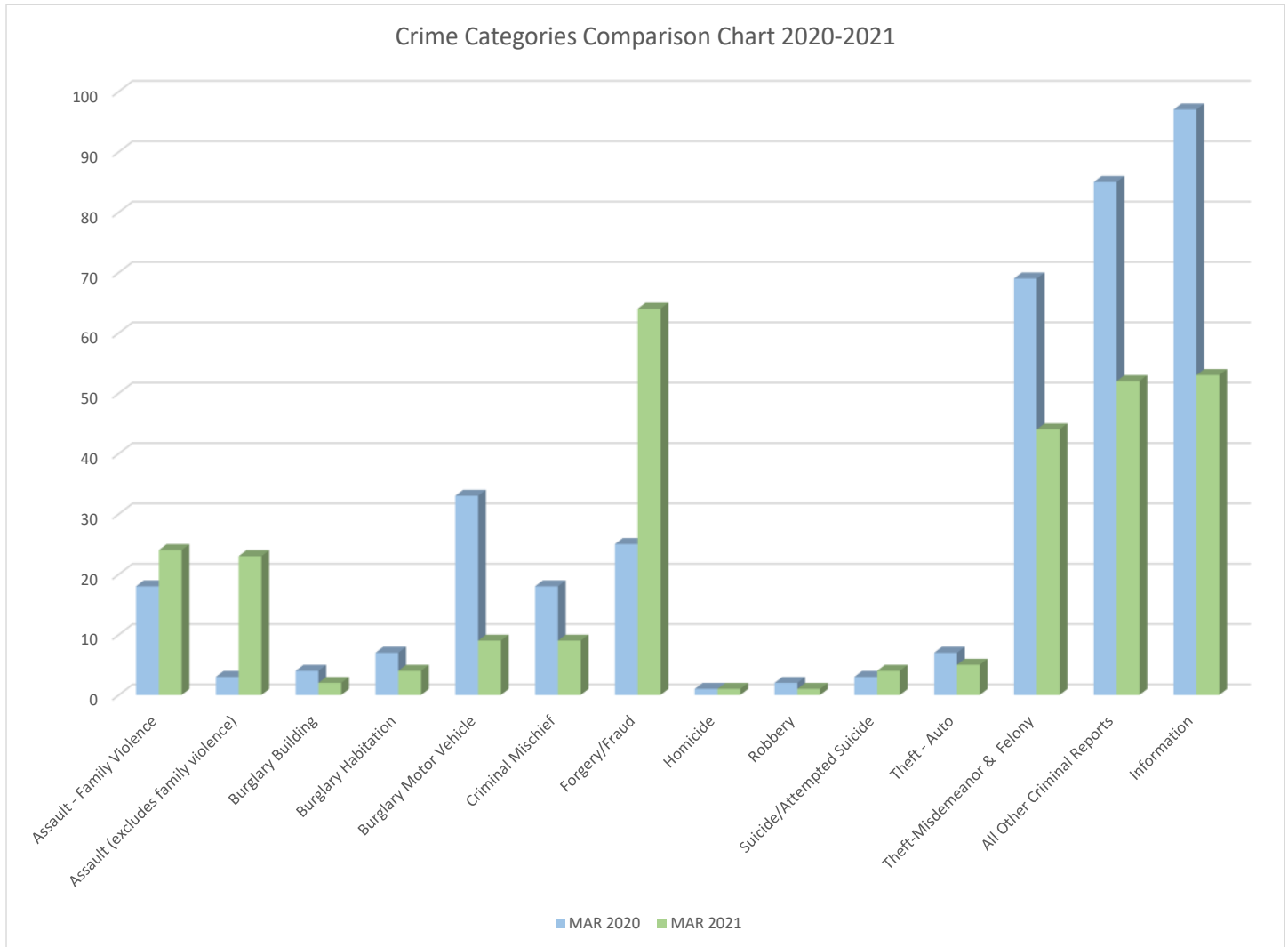
Crime Categories of Note	Grogan's Mill	Panther Creek	Indian Springs	Sterling Ridge	Alden Bridge	Cochran's Crossing	College Park	Town Center	Creekside Park	Total
Assault - Family Violence	4	4	3	3	3	1	2	2	2	24
Assault (excludes family violence)	5	3	0	2	3	2	0	7	1	23
Burglary Building	0	0	0	0	0	0	1	1	0	2
Burglary Habitation	2	0	0	0	1	1	0	0	0	4
Burglary Motor Vehicle	0	2	1	0	2	2	1	0	1	9
Criminal Mischief	1	2	2	1	1	0	1	0	1	9
Forgery/Fraud	15	12	2	8	9	5	1	6	6	64
Homicide	0	0	0	0	0	0	0	1	0	1
Robbery	0	0	0	0	1	0	0	0	0	1
Suicide/Attempted Suicide	1	1	0	1	0	0	0	0	1	4
Theft - Auto	2	0	0	1	0	0	0	2	0	5
Theft-Misdemeanor & Felony	6	3	2	4	3	1	3	20	2	44
All Other Criminal Reports	10	3	2	7	3	3	5	16	3	52
Information	9	9	0	5	4	4	2	13	7	53
<b>Total</b>	<b>55</b>	<b>39</b>	<b>12</b>	<b>32</b>	<b>30</b>	<b>19</b>	<b>16</b>	<b>68</b>	<b>24</b>	<b>295</b>

### CRIME CATEGORIES OF NOTE—2020

Crime Categories of Note	Grogan's Mill	Panther Creek	Indian Springs	Sterling Ridge	Alden Bridge	Cochran's Crossing	College Park	Town Center	Creekside Park	Total
Assault - Family Violence	4	2	2	3	2	4	1	3	1	22
Assault (excludes family violence)	1	1	0	0	0	1	2	4	0	9
Burglary Building	0	1	0	0	0	0	0	2	0	3
Burglary Habitation	4	1	0	0	2	2	1	0	0	10
Burglary Motor Vehicle	4	0	0	0	1	2	4	4	2	17
Criminal Mischief	4	0	0	2	1	0	0	3	2	12
Forgery/Fraud	1	3	2	2	2	1	1	8	2	22
Homicide	0	0	0	0	0	0	0	0	0	0
Robbery	0	0	0	0	0	0	0	0	0	0
Suicide/Attempted Suicide	3	2	1	1	1	1	0	1	2	12
Theft - Auto	1	1	0	0	1	0	2	3	0	8
Theft-Misdemeanor & Felony	3	4	0	4	2	2	2	17	3	37
All Other Criminal Reports	15	4	2	6	2	0	3	8	7	47
Information	8	4	3	5	5	3	3	9	1	41
<b>Total</b>	<b>48</b>	<b>23</b>	<b>10</b>	<b>23</b>	<b>19</b>	<b>16</b>	<b>19</b>	<b>62</b>	<b>20</b>	<b>240</b>

# CRIME COMPARISON CHART

## MARCH 2021—2020



## INTERESTED IN LEARNING MORE?

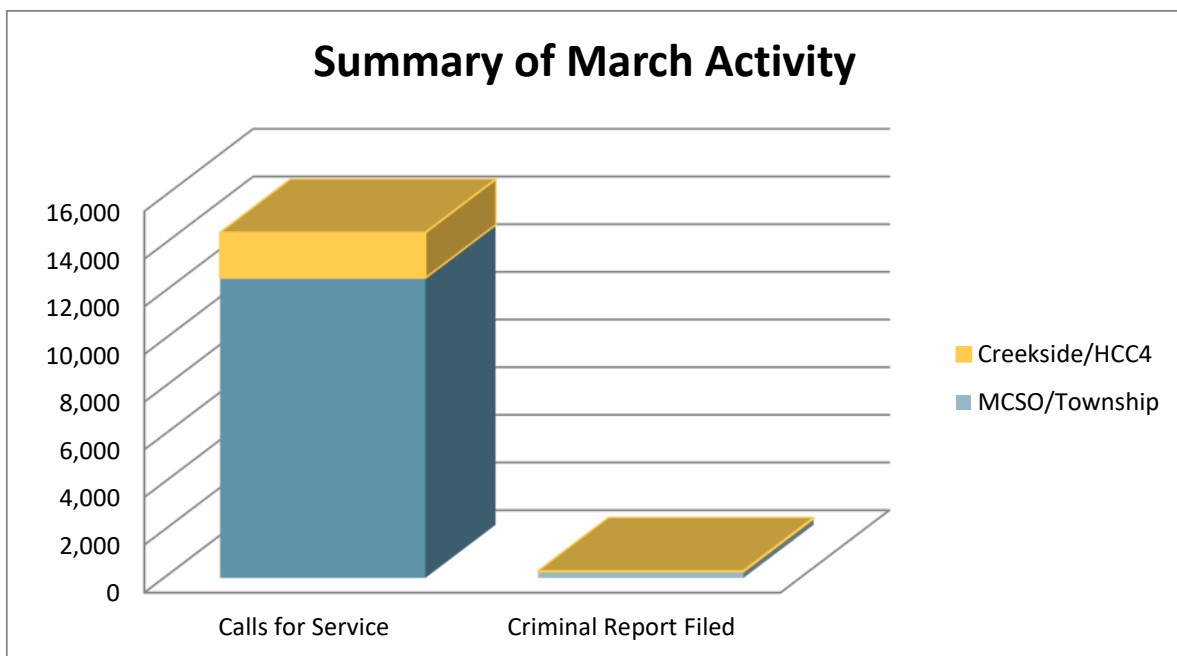
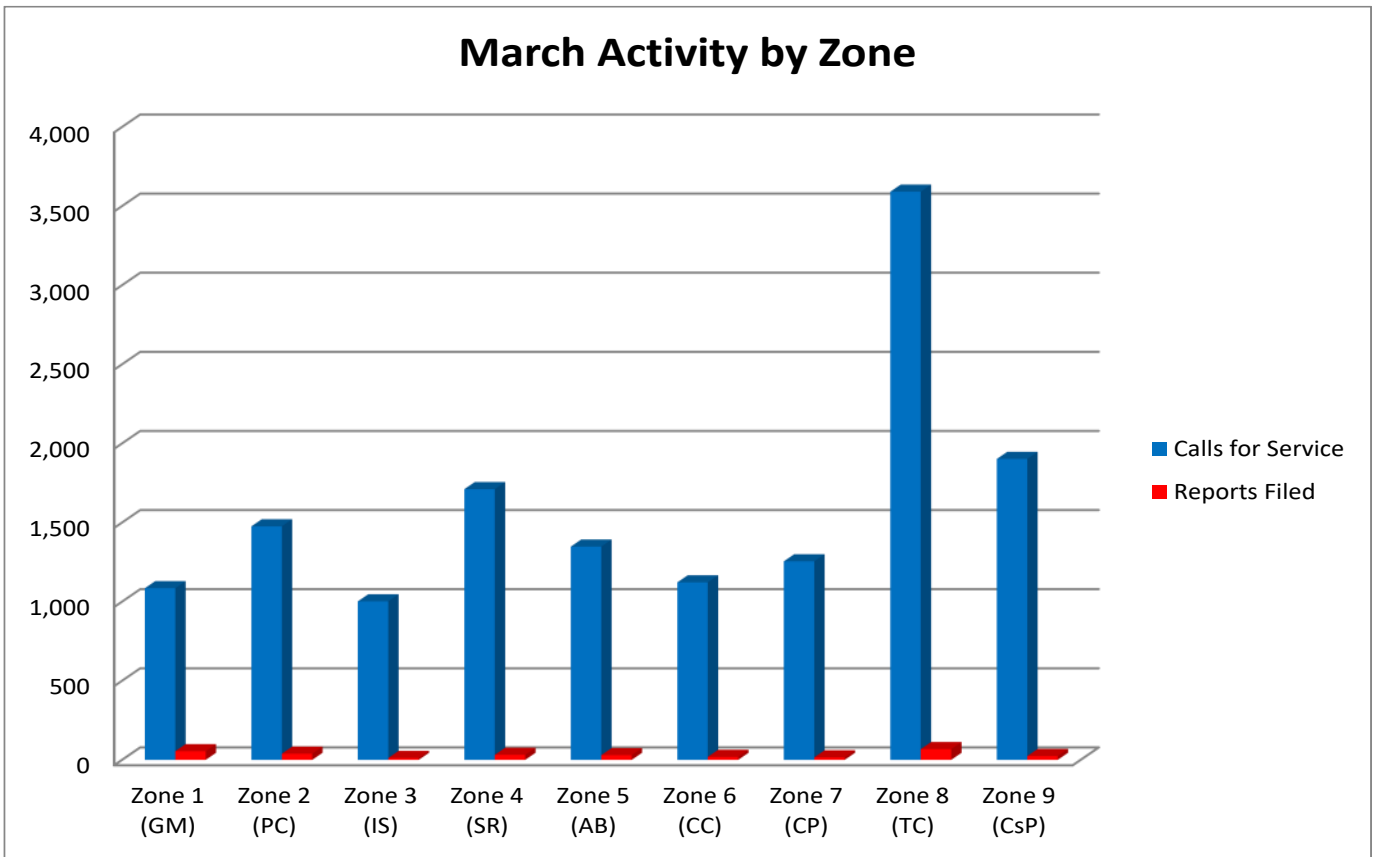
For up-to-date information such as Press Releases and Featured Fugitives from the Montgomery County Sheriff's Office and other law enforcement agencies that serve The Woodlands, please visit [www.thewoodlandstownship-tx.gov](http://www.thewoodlandstownship-tx.gov).

You can locate recent public safety media/Press Releases on the *Resident Page*, choose “*Law Enforcement Services*” at the bottom go to “*Law Enforcement Advisories*”.

You can also sign up for The Woodlands Township Neighborhood Watch, choose “*Neighborhood Watch*” at [www.thewoodlandstownship-tx.gov/neighborhoodwatch](http://www.thewoodlandstownship-tx.gov/neighborhoodwatch).

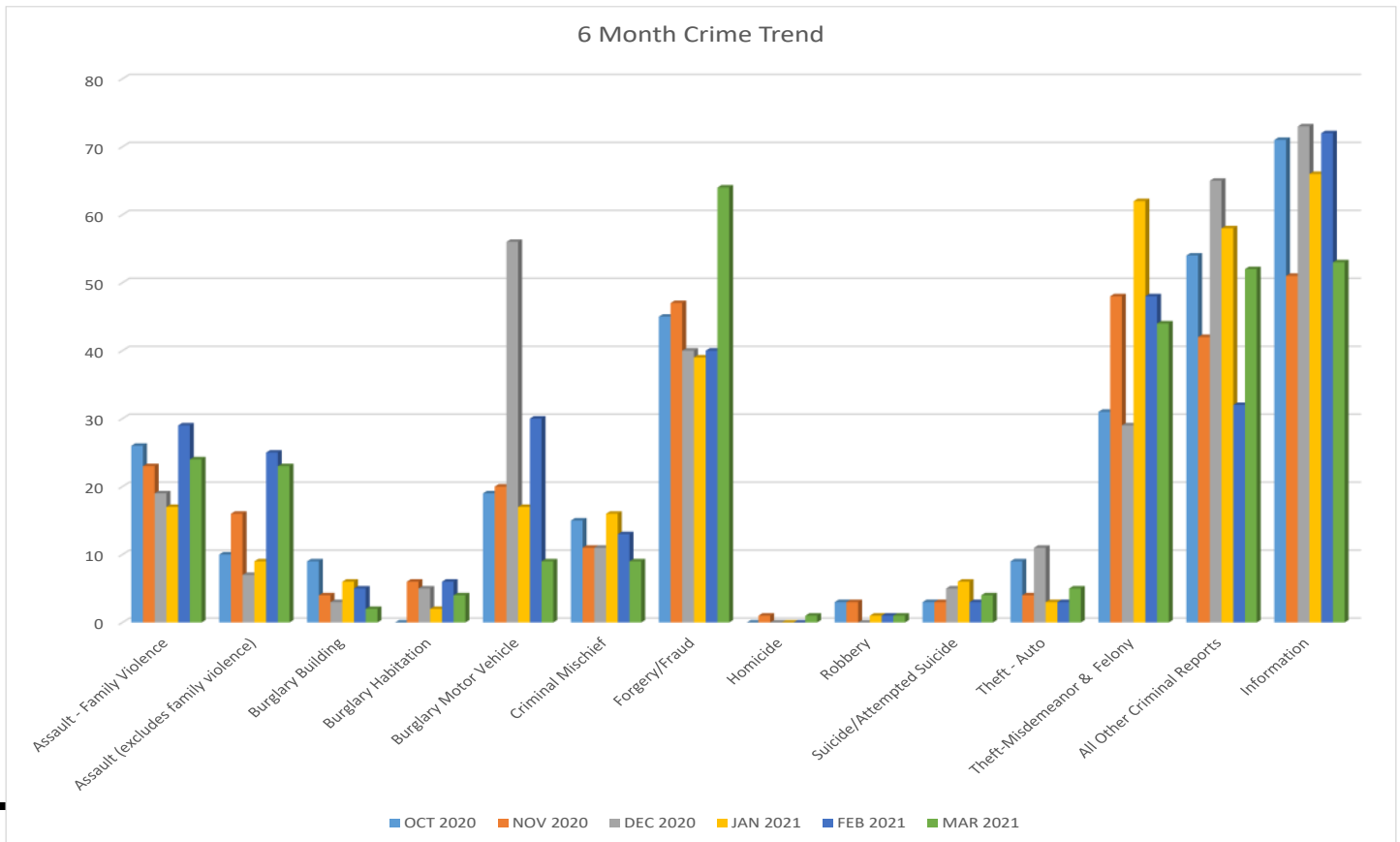
# SUMMARY OF MARCH ACTIVITY

March 2021 - Summary	MCSO/Township	Creekside/HCC4	Total
Calls for Service	12,590	1,902	<b>14,492</b>
Criminal Report Filed	271	24	<b>295</b>





# SIX MONTH CRIME TREND



## QUICK REFERENCE GUIDE FOR USING THIS REPORT

This report represent an executive summary of activity in The Woodlands. The full report with appendix provides more detailed data on which the executive summary is based.

Please keep in mind that this report offers a snapshot in time for each of the months included based on the timing of when the data was provided by law enforcement. Due to the fluid nature of criminal investigation, some of the data may have developed further after the report data was released.

**MCSO:** Montgomery County Sheriff’s Office. Unless otherwise noted, this refers to MCSO Patrol The Woodlands Township Division .

**Zones:** The Woodlands Township contracts with the Montgomery County Sheriff’s Office for policing in

eight policing “zones”, comprising seven residential villages and one commercial district. Together, these zones make up MCSO Patrol The Woodlands Township Division. There is also a “zone” for the Village of Creekside Park, which is policed by the Harris County Constable’s Office—Precinct 4.

- Zone 1—Grogan’s Mill
- Zone 2—Panther Creek
- Zone 3—Indian Springs
- Zone 4—Sterling Ridge
- Zone 5—Alden Bridge
- Zone 6—Cochran’s Crossing
- Zone 7—College Park
- Zone 8—Town Center (commercial)
- Zone 9—Creekside Park



## Frequently Asked Questions

- *Do call titles equal crimes committed?* No. Call Titles speak to the types of calls that are received, but an officer may make an alternate or additional finding upon review/investigation.
- *Do Criminal Statute Reports equal arrests?* No. Criminal Statute Reports indicate that an officer believes criminal activity has occurred. Depending on the situation, additional investigation may add to or negate criminal charges.
- *What is the role of the community in “Community Policing?”* To answer that question you must have knowledge of the most basic Crime Prevention teachings and the “Crime Triangle.” The Crime Triangle identifies three elements that must be present in order for crime to be committed.
  - *Desire* of a criminal to commit a crime;
  - *Ability* to commit the crime; and the
  - *Opportunity* for the crime to be committed



Fortunately, you (residents - businesses) have control over one of the elements of the Crime Triangle - *Opportunity*. By removing the opportunity for crime to occur you can break the Crime Triangle and contribute to the Community Policing effort here in The Woodlands.

- *Where can I find the full report?* This executive summary accompanied by a full appendix of reports of the Township’s contracted law enforcement services can be found on the Township website at [www.thewoodlandstownship-tx.gov](http://www.thewoodlandstownship-tx.gov), go to “Law Enforcement Services” at the bottom go to “Community Policing Reports”.

## Investigation of Crimes Against Children:

The Township contracts with MCSO and Montgomery County Constable’s Office - Precinct 3 for services specific to investigations of crimes against children. Both agencies receive referrals from Child Protective Services (CPS) routed to Safe Harbor. In addition to the Safe Harbor program, the Township contracts with Montgomery County Constable’s Office - Precinct 3 for an Internet Crimes Investigator position. It is understood that some cases may originate or conclude outside of the Township boundaries. The “Cases Assigned—MCSO” includes data only for cases assigned within the Township boundaries, not cases that may be assigned outside of the boundaries. The numbers in this section are not cumulative, as some cases carry over from month to month.





# **APPENDIX DETAILED REPORTS**

# MONTHLY ACTIVITY REPORT—CALLS FOR SERVICE

## MARCH 2021—ALL ZONES



### COMBINED LAW ENFORCEMENT CALLS FOR SERVICE BY VILLAGE



Call Type	Grogan's Mill	Panther Creek	Indian Springs	Sterling Ridge	Alden Bridge	Cochran's Crossing	College Park	Town Center	Creekside Park	Total
911 CALLS	5	6	2	5	7	18	20	23	2	88
ALARMS	41	22	15	38	23	17	15	87	39	297
ANIMAL CALL	0	3	0	3	1	2	0	1	1	11
ASSAULT	3	1	0	0	2	0	0	6	0	12
ASSAULT (AGGRAVATED)	0	0	0	0	0	0	0	0	0	0
ASSAULT (FAMILY VIOLENCE)	4	4	3	3	3	1	2	3	1	24
ASSAULT (SEXUAL)	2	2	0	2	1	2	0	1	1	11
ASSIST CALLS	20	22	4	10	11	10	6	22	0	105
BURGLARY	2	0	0	0	1	1	1	1	0	6
BURGLARY (MOTOR VEHICLE)	0	2	1	0	2	2	1	0	1	9
CRIMINAL MISCHIEF	2	2	2	1	1	0	1	2	1	12
CRIMINAL TRESPASS	0	0	0	2	1	0	1	1	0	5
DIRECTED PATROL	390	481	404	976	510	375	719	1,356	638	5,849
DISTURBANCE	39	36	9	24	27	8	9	29	19	200
DOA (JP CALLS)	3	2	0	0	1	1	1	1	0	9
FACILITY CHECK	27	13	8	8	16	7	11	66	459	615
FORGERY / FRAUD	15	12	2	9	9	5	2	8	8	70
HARASSMENT	3	0	0	2	2	0	2	2	0	11
HOMICIDE	0	0	0	0	0	0	0	1	0	1
KIDNAPPING	0	0	0	0	0	0	0	0	0	0
MISSING PERSON (ADULT)	0	0	0	1	2	0	0	0	0	3
MISSING PERSON (JUVENILE)	0	1	0	2	0	0	0	0	2	5
NARCOTICS	6	6	2	2	3	0	1	2	0	22
PROWLER	0	0	0	0	0	0	0	0	0	0
PUBLIC INTOXICATION	0	0	0	0	0	0	1	8	0	9
PUBLIC SERVICE (INFO/CIVIL)	89	86	25	56	95	37	43	165	68	664
ROBBERY	0	0	0	0	1	0	0	0	0	1
SHOPLIFTING	0	0	0	4	1	0	6	13	0	24
SUICIDE (ATTEMPTED)	1	1	0	1	1	0	0	0	0	4
SUSPICIOUS PERSON	16	16	22	20	15	10	12	34	10	155
SUSPICIOUS VEHICLE	15	10	5	7	7	8	5	23	10	90
THEFT	6	3	2	4	3	1	3	22	2	46
TRAFFIC (D.U.I.D. & D.W.I.)	0	5	6	3	3	1	3	6	0	27
TRAFFIC ACCIDENT (MAJOR)	1	1	3	0	2	0	2	0	0	9
TRAFFIC ACCIDENT (MINOR)	7	6	10	6	16	5	20	56	3	129
TRAFFIC ENFORCEMENT	191	542	346	291	364	258	212	522	152	2,878
TRAFFIC HAZARD	10	14	19	9	15	10	15	24	3	119
VACATION WATCH	60	64	23	127	68	85	14	11	236	688
VEHICLE THEFT	2	0	0	1	0	0	1	3	0	7
WELFARE CHECK	39	44	22	24	50	20	49	73	10	331
ALL OTHER CALLS	86	69	67	70	84	238	77	1,019	236	1,946
<b>TOTAL INCIDENTS</b>	<b>1,085</b>	<b>1,476</b>	<b>1,002</b>	<b>1,711</b>	<b>1,348</b>	<b>1,122</b>	<b>1,255</b>	<b>3,591</b>	<b>1,902</b>	<b>14,492</b>
ARREST (MISDEMEANOR)	19	11	5	10	5	1	10	30	2	93
ARREST (FELONY)	18	2	2	0	1	0	4	6	0	33

# MONTHLY ACTIVITY REPORT—CALLS FOR SERVICE

## MARCH 2020—ALL ZONES



### COMBINED LAW ENFORCEMENT CALLS FOR SERVICE BY VILLAGE



Call Type	Grogan's Mill	Panther Creek	Indian Springs	Sterling Ridge	Alden Bridge	Cochran's Crossing	College Park	Town Center	Creekside Park	Total
911 CALLS	4	2	3	6	4	6	8	41	37	111
ALARMS	51	48	25	51	53	41	30	84	4	387
ANIMAL CALL	5	4	1	2	8	1	3	3	0	27
ASSAULT	1	1	2	1	1	0	1	3	0	10
ASSAULT (AGGRAVATED)	0	0	0	1	0	0	0	0	0	1
ASSAULT (FAMILY VIOLENCE)	3	6	0	3	2	4	1	6	2	27
ASSAULT (SEXUAL)	5	2	0	0	0	0	1	2	0	10
ASSIST CALLS	12	15	2	6	10	4	15	32	10	106
BURGLARY	10	1	0	0	0	1	1	1	0	14
BURGLARY (MOTOR VEHICLE)	8	1	0	5	1	1	6	15	9	46
CRIMINAL MISCHIEF	1	1	2	1	4	2	1	4	1	17
CRIMINAL TRESPASS	0	0	0	3	1	1	0	6	0	11
DIRECTED PATROL	702	529	295	670	638	508	591	1,381	n/a	5,314
DISTURBANCE	28	19	9	19	18	7	15	27	12	154
DOA (JP CALLS)	2	3	0	0	1	1	0	4	0	11
FACILITY CHECK	58	93	63	44	72	48	22	216	1	617
FORGERY / FRAUD	5	0	2	4	8	2	1	17	0	39
HARASSMENT	2	1	0	1	0	3	0	8	0	15
HOMICIDE	1	0	0	0	0	0	0	0	0	1
KIDNAPPING	0	0	0	0	0	0	0	0	0	0
MISSING PERSON (ADULT)	0	1	0	0	1	0	0	3	0	5
MISSING PERSON (JUVENILE)	0	1	0	1	2	1	0	2	1	8
NARCOTICS	1	5	0	0	2	0	4	8	0	20
PROWLER	0	0	0	0	1	1	0	0	0	2
PUBLIC INTOXICATION	1	1	1	2	1	0	1	9	0	16
PUBLIC SERVICE (INFO/CIVIL)	81	58	15	49	58	30	28	201	0	520
ROBBERY	1	0	0	1	0	0	0	0	0	2
SHOPLIFTING	0	0	0	6	0	0	8	13	0	27
SUICIDE (ATTEMPTED)	1	4	1	1	1	0	1	0	0	9
SUSPICIOUS PERSON	25	25	8	14	22	9	32	51	18	204
SUSPICIOUS VEHICLE	21	21	5	15	21	7	24	52	15	181
THEFT	5	2	1	13	1	1	4	28	10	65
TRAFFIC (D.U.I.D. & D.W.I.)	1	0	0	1	0	2	1	3	0	8
TRAFFIC ACCIDENT (MAJOR)	0	1	3	0	0	2	0	5	0	11
TRAFFIC ACCIDENT (MINOR)	12	12	21	13	21	9	16	47	4	155
TRAFFIC ENFORCEMENT	306	583	97	148	268	198	247	538	271	2,656
TRAFFIC HAZARD	14	11	6	22	28	12	11	24	5	133
VACATION WATCH	212	86	27	126	82	129	90	9	431	1,192
VEHICLE THEFT	0	1	1	1	0	0	1	2	0	6
WELFARE CHECK	56	41	13	26	45	12	34	103	8	338
ALL OTHER CALLS	89	98	76	80	53	258	125	1,331	715	2,825
<b>TOTAL INCIDENTS</b>	<b>1,724</b>	<b>1,677</b>	<b>679</b>	<b>1,336</b>	<b>1,428</b>	<b>1,301</b>	<b>1,323</b>	<b>4,279</b>	<b>1,554</b>	<b>15,301</b>
ARREST (MISDEMEANOR)	17	11	4	23	10	3	16	92	4	180
ARREST (FELONY)	6	1	0	6	0	1	3	28	0	45

## ALPHA & OMEGA MOUNTED PATROL



- In March 2021 Mounted Patrol provided customer service and assisted security and law enforcement when appropriate.
  - **International Visitors:** Albania, British Columbia, Canada, Columbia, Italy, Mexico, Netherlands and Sweden
  - **Out-of-State Visitors:** Alabama, Alaska, Arizona, Arkansas, California, Colorado, Florida, Georgia, Hawaii, Idaho, Illinois, Indiana, Iowa, Kansas, Kentucky, Louisiana, Maine, Maryland, Massachusetts, Michigan, Minnesota, Mississippi, Missouri, Montana, Nebraska, Nevada, New Hampshire, New Jersey, New Mexico, New York, North Dakota, North Carolina, Ohio, Oklahoma, Oregon, Pennsylvania, Rhode Island, South Dakota, Tennessee, Utah, Virginia, Washington, West Virginia, Wisconsin and Wyoming

Alpha & Omega Mounted	MAR 2021	MAR 2020		YTD 2021	YTD 2020
Car Alarm Checks	183	169		480	701
Lost Vehicles	53	25		171	165
Lockouts	5	0		9	20
Unsecured Vehicles	29	50		74	131
Directions	1,002	1,138		1,002	3,883
Handicap Parking	200	249		433	1,110
Customer Assists	241	370		636	1,316
Law Enforcement Assists	23	48		60	126
Security Assists	63	163		153	553

## MONTGOMERY COUNTY JUSTICE COURT—PRECINCT 3



Justice of the Peace Court - 3	FEB 2021	MAR 2021	YTD 2021
New Class "C" Misdemeanor Charges Filed	1,332	1,855	4,660
Cases Set on Criminal Docket	478	225	1,585
Criminal Cases Pending	4,269	4,317	12,870
Civil Cases on Docket	1,096	1,186	3,489
Arrest Warrants Issued	0	0	0
Total Revenues Collected for Month	\$190,191.00	\$376,279.00	\$837,139.00

Please note: Monthly statistics for this agency typically run one month behind.

## MONTGOMERY COUNTY CONSTABLE'S OFFICE—PRECINCT 3—ICI

THE WOODLANDS TOWNSHIP	MAR 2021	MAR 2020		YTD 2021	YTD 2020
<b>Internet Crimes Investigator</b>					
Search Warrants	0	1		0	5
New Cases Assigned	3	0		8	5
Felony Charge(s) Filed	0	0		0	2
Misdemeanor Charge(s) Filed	0	0		0	0
Total Charges	0	0		0	2



## MONTGOMERY COUNTY SHERIFF'S OFFICE AND MONTGOMERY COUNTY CONSTABLE'S OFFICE—PRECINCT 3— CHILDREN'S SAFE HARBOR THROUGH THE WOODLANDS TOWNSHIP

Children's Safe Harbor	MAR 2021	MAR 2020		YTD 2021	YTD 2020
Cases Assigned - MCSO (Woodlands only)	6	3		14	12
Cases Assigned - MCCO-P3	7	5		25	18
<b>Total Safe Harbor - Township Assigned</b>	<b>13</b>	<b>13</b>		<b>39</b>	<b>35</b>
Total (All) Safe Harbor Cases - Assigned	36	21		n/a	n/a
<b>Total Charges Filed (Township)</b>	<b>3</b>	<b>1</b>		<b>7</b>	<b>4</b>



### CHARGES FILED—ICI & SAFE HARBOR

	DEC	JAN	FEB	MAR	YTD 2021
Charges Filed - Internet Crimes	2	0	0	0	0
Charges Filed - Safe Harbor	3	2	2	3	7
<b>TOTAL CHARGES FILED</b>	<b>5</b>	<b>2</b>	<b>2</b>	<b>3</b>	<b>7</b>



## ABOUT THE TOWNSHIP'S LAW ENFORCEMENT SERVICES

*The Woodlands Township is a special purpose district providing municipal types of services to The Woodlands community. By law, The Woodlands Township cannot directly employ law enforcement officers; however, the Township contracts for supplemental law enforcement services in Montgomery County through a contract with the Montgomery County Sheriff's Office and in Harris County through a contract with Harris County Constable's Office, Precinct 4. The counties provide community policing services in eight residential zones and the tourism-oriented zone located in Town Center. All zones have full-time deputies providing 24/7 coverage. The Township also contracts with the Montgomery County Constable's Office, Precinct 3 for investigators specifically assigned to investigate crimes against children.*

*In addition to the Township's county contracted community-policing deputies, the counties also provide services as needed in the detective operation, administrative support, special services, SWAT team, training, recruitment, traffic control, identification – crime lab, communications, sex offender division, fleet operations, jail division, auto theft and other areas through the county tax levy.*

---

## INTERESTED IN LEARNING MORE?

For up-to-date information such as Press Releases and Featured Fugitives from the Montgomery County Sheriff's Office and other law enforcement agencies that serve The Woodlands, please visit [www.thewoodlandstownship-tx.gov](http://www.thewoodlandstownship-tx.gov).

You can locate recent public safety media/Press Releases on the *Resident Page*, choose "Law Enforcement Services" at the bottom go to "Law Enforcement Advisories".

You can also sign up for The Woodlands Township Neighborhood Watch under "Neighborhood Watch" at [www.thewoodlandstownship-tx.gov/neighborhoodwatch](http://www.thewoodlandstownship-tx.gov/neighborhoodwatch).