



LAW ENFORCEMENT SERVICES

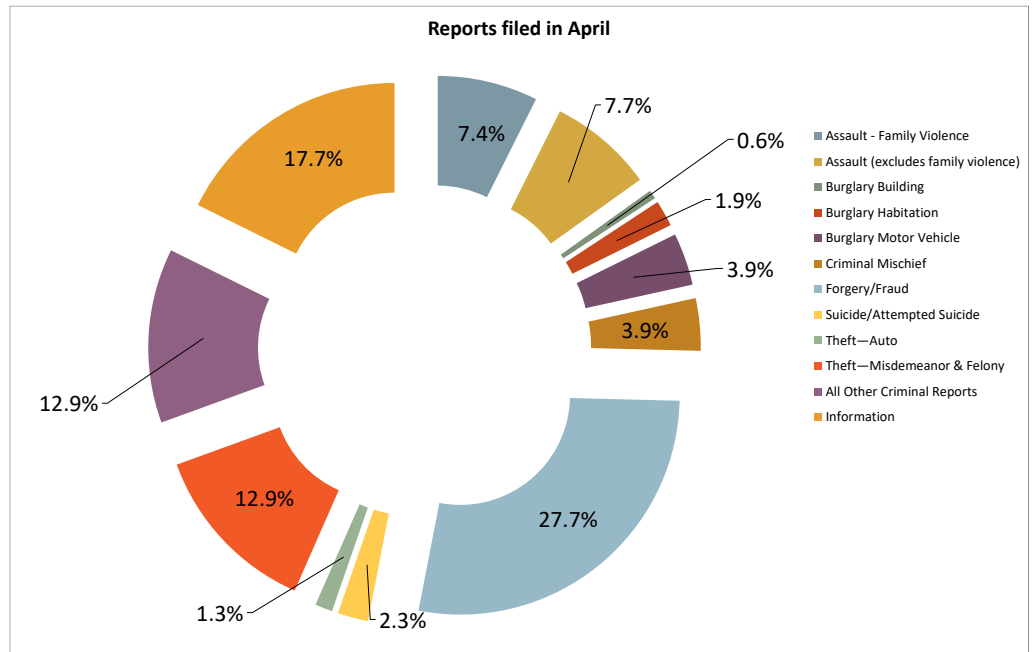
CRIME CATEGORIES OF NOTE

INSIDE THIS ISSUE:

<i>Crime Categories of Note</i>	2
<i>By Village-2021-2020</i>	
<i>Crime Comparison Chart—2021-2020</i>	3
<i>Summary of Monthly Activity 2021</i>	4
<i>Six Month Crime Trend</i>	6
<i>Additional Notes & Calls for Service</i>	7
<i>Reference Guide</i>	8

Crime Category of Note	JAN 2021	FEB 2021	MAR 2021	APR 2021	YTD 2021
Assault - Family Violence	17	29	24	23	93
Assault (excludes family violence)	9	25	23	24	81
Burglary Building	6	5	2	2	15
Burglary Habitation	2	6	4	6	18
Burglary Motor Vehicle	17	30	9	12	68
Criminal Mischief	16	13	9	12	50
Forgery/Fraud	39	40	64	86	229
Homicide	0	0	1	0	1
Robbery	1	1	1	1	4
Suicide/Attempted Suicide	6	3	4	7	20
Theft - Auto	3	3	5	4	15
Theft-Misdemeanor & Felony	62	48	44	40	194
All Other Criminal Reports	58	32	52	40	182
Information	66	72	53	55	246
TOTAL	302	307	295	312	1,216

Crime Categories of Note combine crime data from both Harris and Montgomery Counties



CRIME CATEGORIES OF NOTE — BY VILLAGE/ZONE

APRIL 2021 AND 2020



CRIME CATEGORIES OF NOTE—2021

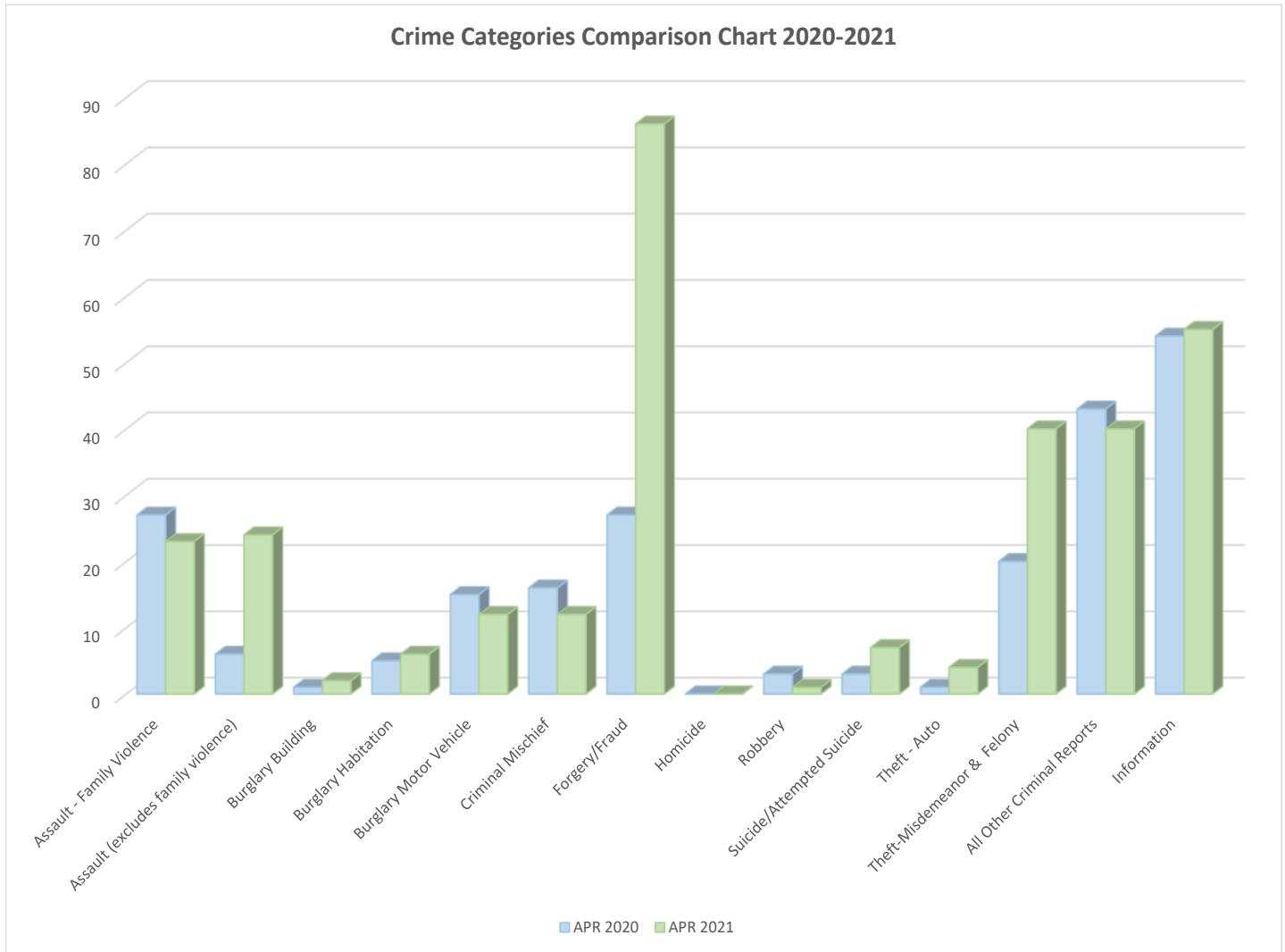


Crime Category of Note	Grogan's Mill	Panther Creek	Indian Springs	Sterling Ridge	Alden Bridge	Cochran's Crossing	College Park	Town Center	Creekside Park	Total
Assault - Family Violence	8	2	4	3	2	1	1	2	0	23
Assault (excludes family violence)	4	4	0	2	4	1	1	8	0	24
Burglary Building	1	0	0	0	0	0	0	0	1	2
Burglary Habitation	2	1	0	0	1	0	1	0	1	6
Burglary Motor Vehicle	2	0	0	0	5	0	3	1	1	12
Criminal Mischief	2	2	1	0	1	1	1	3	1	12
Forgery/Fraud	10	7	6	10	14	10	2	7	20	86
Homicide	0	0	0	0	0	0	0	0	0	0
Robbery	1	0	0	0	0	0	0	0	0	1
Suicide/Attempted Suicide	0	2	0	1	2	1	0	0	1	7
Theft - Auto	0	0	0	1	1	0	1	1	0	4
Theft-Misdemeanor & Felony	5	2	0	2	1	1	4	24	1	40
All Other Criminal Reports	4	4	3	7	2	1	9	8	2	40
Information	7	7	5	8	7	1	5	4	11	55
Total	46	31	19	34	40	17	28	58	39	312

CRIME CATEGORIES OF NOTE—2020

Crime Category of Note	Grogan's Mill	Panther Creek	Indian Springs	Sterling Ridge	Alden Bridge	Cochran's Crossing	College Park	Town Center	Creekside Park	Total
Assault - Family Violence	7	4	2	2	2	3	3	2	2	27
Assault (excludes family violence)	1	2	0	1	0	0	2	0	0	6
Burglary Building	0	0	0	0	0	0	1	0	0	1
Burglary Habitation	4	1	0	0	0	0	0	0	0	5
Burglary Motor Vehicle	0	0	2	1	1	2	2	1	6	15
Criminal Mischief	2	3	1	1	0	1	2	5	1	16
Forgery/Fraud	2	3	1	3	8	1	1	4	4	27
Homicide	0	0	0	0	0	0	0	0	0	0
Robbery	0	0	1	1	0	0	0	1	0	3
Suicide/Attempted Suicide	0	0	0	1	1	0	0	0	1	3
Theft - Auto	0	0	1	0	0	0	0	0	0	1
Theft-Misdemeanor & Felony	1	2	0	4	2	0	1	7	3	20
All Other Criminal Reports	7	5	0	7	1	0	9	7	7	43
Information	13	9	3	3	7	2	7	6	4	54
Total	37	29	11	24	22	9	28	33	28	221

CRIME COMPARISON CHART APRIL 2021—2020



INTERESTED IN LEARNING MORE?

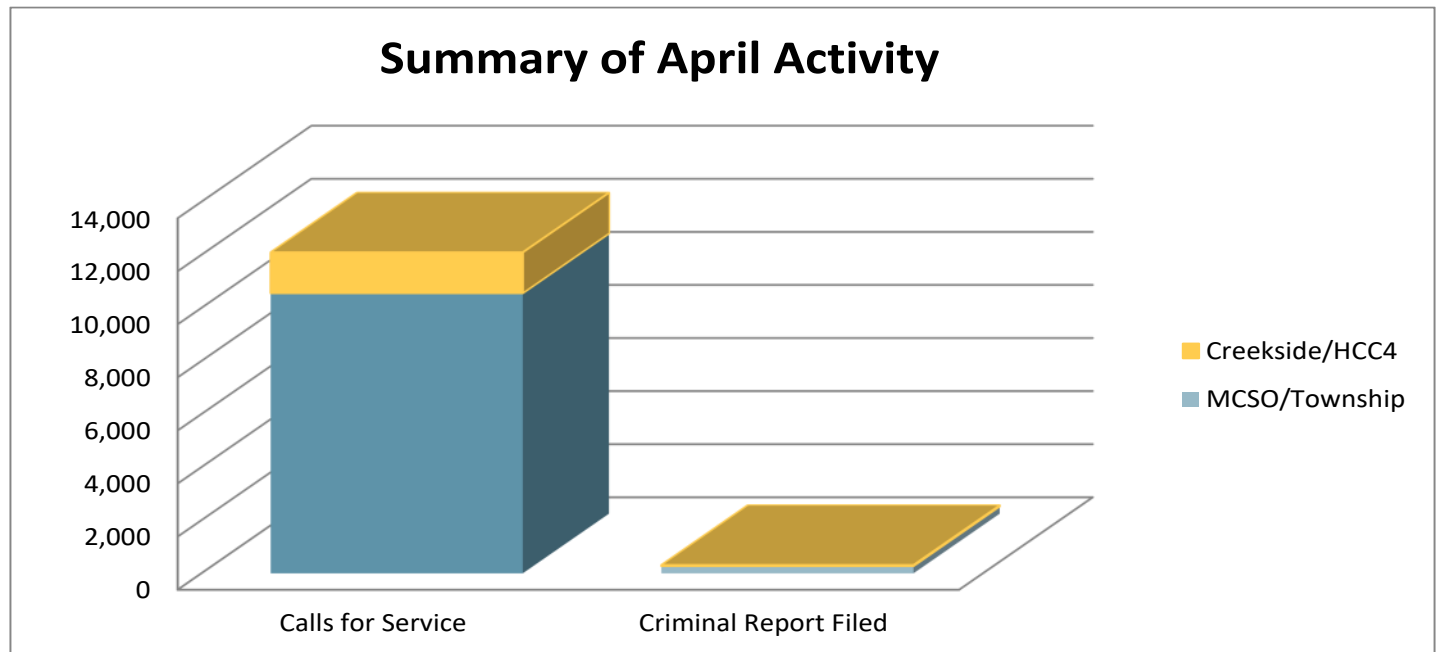
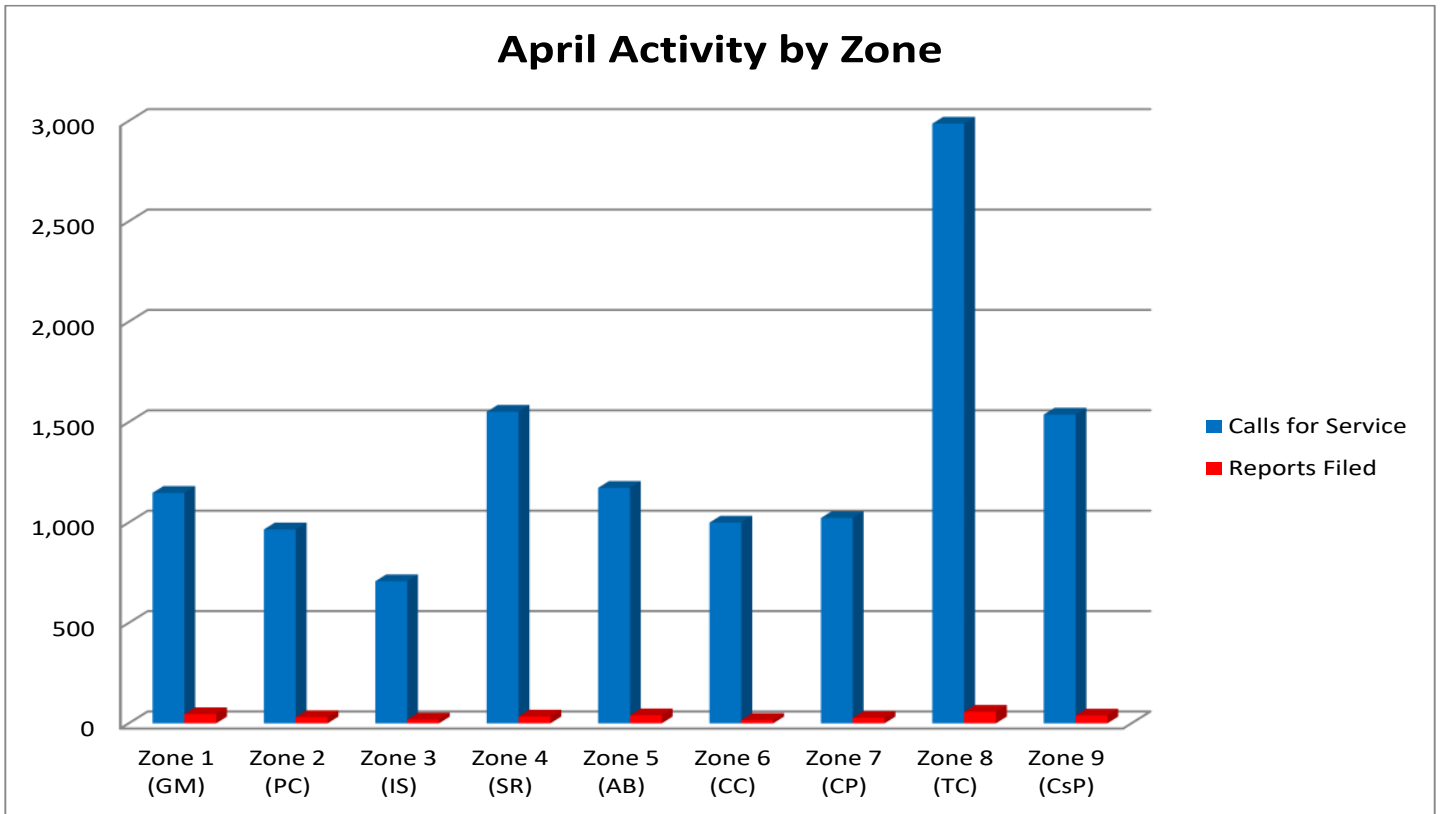
For up-to-date information such as Press Releases and Featured Fugitives from the Montgomery County Sheriff’s Office and other law enforcement agencies that serve The Woodlands, please visit www.thewoodlandstownship-tx.gov.

You can locate recent public safety media/Press Releases on the *Resident Page*, choose “*Law Enforcement Services*” at the bottom go to “*Law Enforcement Advisories*”.

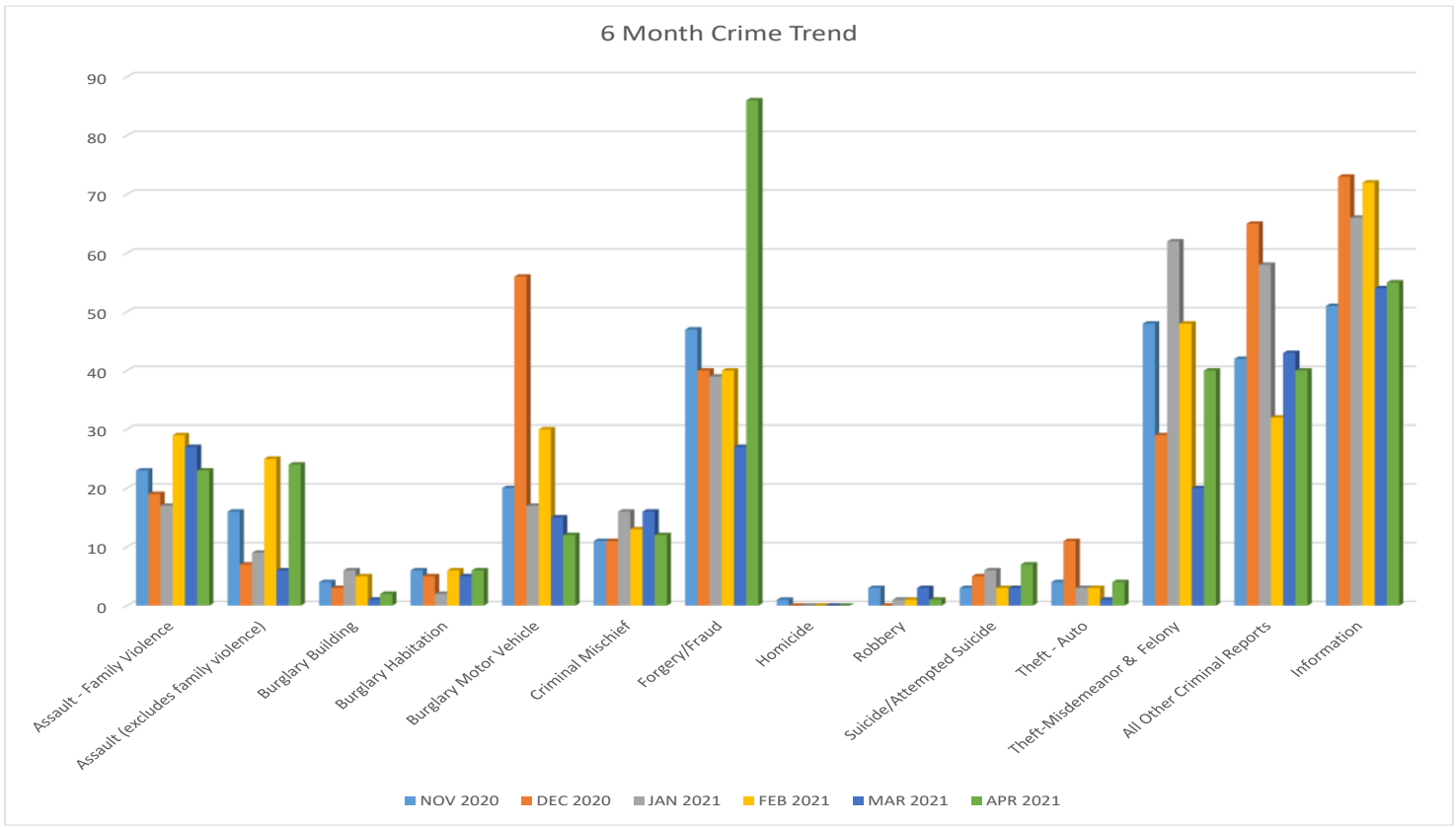
You can also sign up for The Woodlands Township Neighborhood Watch, choose “*Neighborhood Watch*” at www.thewoodlandstownship-tx.gov/neighborhoodwatch.

SUMMARY OF APRIL ACTIVITY

April 2021 - Summary	MCSO/Township	Creekside/HCC4	Total
Calls for Service	10,557	1,538	12,095
Criminal Report Filed	273	39	312



SIX MONTH CRIME TREND



QUICK REFERENCE GUIDE FOR USING THIS REPORT

This report represent an executive summary of activity in The Woodlands. The full report with appendix provides more detailed data on which the executive summary is based.

Please keep in mind that this report offers a snapshot in time for each of the months included based on the timing of when the data was provided by law enforcement. Due to the fluid nature of criminal investigation, some of the data may have developed further after the report data was released.

MCSO: Montgomery County Sheriff’s Office. Unless otherwise noted, this refers to MCSO Patrol The Woodlands Township Division .

Zones: The Woodlands Township contracts with the Montgomery County Sheriff’s Office for policing in

eight policing “zones”, comprising seven residential villages and one commercial district. Together, these zones make up MCSO Patrol The Woodlands Township Division. There is also a “zone” for the Village of Creekside Park, which is policed by the Harris County Constable’s Office—Precinct 4.

- Zone 1—Grogan’s Mill
- Zone 2—Panther Creek
- Zone 3—Indian Springs
- Zone 4—Sterling Ridge
- Zone 5—Alden Bridge
- Zone 6—Cochran’s Crossing
- Zone 7—College Park
- Zone 8—Town Center (commercial)
- Zone 9—Creekside Park

Frequently Asked Questions

- *Do call titles equal crimes committed?* No. Call Titles speak to the types of calls that are received, but an officer may make an alternate or additional finding upon review/investigation.
- *Do Criminal Statute Reports equal arrests?* No. Criminal Statute Reports indicate that an officer believes criminal activity has occurred. Depending on the situation, additional investigation may add to or negate criminal charges.
- *What is the role of the community in “Community Policing?”* To answer that question you must have knowledge of the most basic Crime Prevention teachings and the “Crime Triangle.” The Crime Triangle identifies three elements that must be present in order for crime to be committed.
 - *Desire* of a criminal to commit a crime;
 - *Ability* to commit the crime; and the
 - *Opportunity* for the crime to be committed



Fortunately, you (residents - businesses) have control over one of the elements of the Crime Triangle - *Opportunity*. By removing the opportunity for crime to occur you can break the Crime Triangle and contribute to the Community Policing effort here in The Woodlands.

- *Where can I find the full report?* This executive summary accompanied by a full appendix of reports of the Township’s contracted law enforcement services can be found on the Township website at www.thewoodlandstownship-tx.gov, go to “Law Enforcement Services” at the bottom go to “Community Policing Reports”.

Investigation of Crimes Against Children:

The Township contracts with MCSO and Montgomery County Constable’s Office - Precinct 3 for services specific to investigations of crimes against children. Both agencies receive referrals from Child Protective Services (CPS) routed to Safe Harbor. In addition to the Safe Harbor program, the Township contracts with Montgomery County Constable’s Office - Precinct 3 for an Internet Crimes Investigator position. It is understood that some cases may originate or conclude outside of the Township boundaries. The “Cases Assigned—MCSO” includes data only for cases assigned within the Township boundaries, not cases that may be assigned outside of the boundaries. The numbers in this section are not cumulative, as some cases carry over from month to month.



APPENDIX DETAILED REPORTS

MONTHLY ACTIVITY REPORT—CALLS FOR SERVICE APRIL 2021—ALL ZONES



COMBINED LAW ENFORCEMENT CALLS FOR SERVICE BY VILLAGE



CALL TYPE	Grogan's Mill	Panther Creek	Indian Springs	Sterling Ridge	Alden Bridge	Cochran's Crossing	College Park	Town Center	Creekside Park	Total
911 CALLS	5	4	0	6	7	6	16	33	0	77
ALARMS	35	29	11	36	27	27	14	50	33	262
ANIMAL CALL	5	3	0	3	0	3	0	0	2	16
ASSAULT	0	2	0	1	0	1	0	3	0	7
ASSAULT (AGGRAVATED)	0	0	0	0	0	0	0	1	0	1
ASSAULT (FAMILY VIOLENCE)	8	2	4	4	2	1	1	2	0	24
ASSAULT (SEXUAL)	4	2	1	1	4	0	1	4	0	17
ASSIST CALLS	11	15	10	7	11	10	13	24	0	101
BURGLARY	3	1	0	0	2	0	1	0	2	9
BURGLARY (MOTOR VEHICLE)	2	0	0	0	5	0	3	1	1	12
CRIMINAL MISCHIEF	2	2	1	0	1	2	2	3	1	14
CRIMINAL TRESPASS	2	0	1	0	0	1	1	5	0	10
DIRECTED PATROL	370	309	286	822	455	316	495	1,086	483	4,622
DISTURBANCE	36	18	9	26	28	10	19	28	31	205
DOA (JP CALLS)	1	1	0	2	0	1	0	0	2	7
FACILITY CHECK	23	9	5	6	15	10	11	48	322	449
FORGERY / FRAUD	10	7	6	11	15	11	2	8	20	90
HARASSMENT	3	3	1	1	1	0	1	5	2	17
HOMICIDE	0	0	0	0	0	0	0	0	0	0
KIDNAPPING	0	0	0	0	0	0	0	0	0	0
MISSING PERSON (ADULT)	1	0	1	0	0	1	0	0	1	4
MISSING PERSON (JUVENILE)	0	0	0	1	0	1	0	0	0	2
NARCOTICS	4	4	1	1	1	0	3	4	1	19
PROWLER	0	0	0	0	0	0	0	0	0	0
PUBLIC INTOXICATION	0	0	2	3	1	0	0	10	0	16
PUBLIC SERVICE (INFO/CIVIL)	90	80	35	81	73	37	43	167	56	662
ROBBERY	1	0	0	0	0	0	0	0	0	1
SHOPLIFTING	0	0	0	5	0	0	14	7	0	26
SUICIDE (ATTEMPTED)	1	2	0	1	2	1	1	0	0	8
SUSPICIOUS PERSON	18	28	13	9	21	8	21	37	5	160
SUSPICIOUS VEHICLE	11	17	9	12	15	14	3	23	16	120
THEFT	5	2	0	3	1	1	5	24	1	42
TRAFFIC (D.U.I.D. & D.W.I.)	1	8	3	2	2	0	2	5	1	24
TRAFFIC ACCIDENT (MAJOR)	1	1	7	0	0	2	1	7	2	21
TRAFFIC ACCIDENT (MINOR)	11	13	16	6	13	13	28	46	7	153
TRAFFIC ENFORCEMENT	228	222	170	276	311	208	148	322	181	2,066
TRAFFIC HAZARD	12	10	10	6	14	6	12	19	9	98
VACATION WATCH	77	62	20	112	52	47	23	0	114	507
VEHICLE THEFT	1	0	0	2	1	0	2	3	0	9
WELFARE CHECK	45	56	23	32	30	21	56	72	12	347
ALL OTHER CALLS	121	54	63	74	63	241	81	940	233	1,870
TOTAL INCIDENTS	1,148	966	708	1,552	1,173	1,000	1,023	2,987	1,538	12,095
ARREST (MISDEMEANOR)	11	13	9	9	3	3	13	38	1	100
ARREST (FELONY)	13	5	1	2	4	2	4	23	0	54

MONTHLY ACTIVITY REPORT—CALLS FOR SERVICE

APRIL 2020—ALL ZONES



COMBINED LAW ENFORCEMENT CALLS FOR SERVICE BY VILLAGE



Call Type	Grogan's Mill	Panther Creek	Indian Springs	Sterling Ridge	Alden Bridge	Cochran's Crossing	College Park	Town Center	Creekside Park	Total
911 CALLS	3	2	0	1	3	2	6	13	1	31
ALARMS	29	15	16	33	27	25	22	51	21	239
ANIMAL CALL	3	2	2	0	2	1	2	1	2	15
ASSAULT	1	2	0	1	0	0	3	0	0	7
ASSAULT (AGGRAVATED)	0	0	0	0	0	0	0	0	0	0
ASSAULT (FAMILY VIOLENCE)	7	4	2	4	2	3	3	2	2	29
ASSAULT (SEXUAL)	1	0	0	0	0	0	0	0	0	1
ASSIST CALLS	16	12	3	13	10	3	10	15	0	82
BURGLARY	4	1	0	0	0	0	1	0	1	7
BURGLARY (MOTOR VEHICLE)	1	0	3	2	1	2	2	1	6	18
CRIMINAL MISCHIEF	2	3	2	3	2	1	3	6	4	26
CRIMINAL TRESPASS	1	0	1	3	0	1	4	4	0	14
DIRECTED PATROL	428	370	281	753	778	407	701	1,618	633	5,969
DISTURBANCE	49	33	8	17	22	15	21	15	17	197
DOA (JP CALLS)	5	3	1	0	3	1	2	2	3	20
FACILITY CHECK	39	25	10	25	142	46	38	87	564	976
FORGERY / FRAUD	2	3	1	6	10	2	1	4	4	33
HARASSMENT	6	4	0	1	2	0	2	0	1	16
HOMICIDE	0	0	0	0	0	0	0	0	0	0
KIDNAPPING	0	0	0	0	0	0	0	0	0	0
MISSING PERSON (ADULT)	1	0	0	0	1	0	1	0	0	3
MISSING PERSON (JUVENILE)	0	0	0	0	3	0	0	0	1	4
NARCOTICS	2	2	0	0	0	0	1	0	0	5
PROWLER	0	0	0	0	0	0	0	0	0	0
PUBLIC INTOXICATION	0	1	0	0	0	0	0	0	0	1
PUBLIC SERVICE (INFO/CIVIL)	87	62	19	47	68	32	38	95	93	541
ROBBERY	0	0	1	2	0	0	0	1	0	4
SHOPLIFTING	0	0	0	6	0	0	12	3	0	21
SUICIDE (ATTEMPTED)	0	2	0	1	1	0	0	0	0	4
SUSPICIOUS PERSON	18	19	10	13	22	17	26	34	14	173
SUSPICIOUS VEHICLE	15	7	4	10	11	9	5	12	17	90
THEFT	3	2	0	4	3	0	3	8	3	26
TRAFFIC (D.U.I.D. & D.W.I.)	0	1	0	0	1	0	0	1	0	3
TRAFFIC ACCIDENT (MAJOR)	2	1	0	2	1	0	1	1	0	8
TRAFFIC ACCIDENT (MINOR)	7	3	6	11	9	1	16	12	2	67
TRAFFIC ENFORCEMENT	5	7	11	8	35	6	25	34	15	146
TRAFFIC HAZARD	11	8	7	4	18	2	6	14	4	74
VACATION WATCH	15	29	0	21	0	8	0	0	172	245
VEHICLE THEFT	0	0	1	0	0	0	0	2	0	3
WELFARE CHECK	50	26	7	27	32	8	22	31	10	213
ALL OTHER CALLS	49	69	10	39	38	242	70	737	248	1,502
TOTAL INCIDENTS	862	718	406	1,057	1,247	834	1,047	2,804	1,838	10,813
ARREST (MISDEMEANOR)	10	6	0	3	2	1	7	11	0	40
ARREST (FELONY)	6	1	0	0	5	0	7	8	3	30

ALPHA & OMEGA MOUNTED PATROL



- In April 2021 Mounted Patrol provided customer service and assisted security and law enforcement when appropriate.
 - **International Visitors:** Canada and Mexico
 - **Out-of-State Visitors:** Alabama, Alaska, Arizona, Arkansas, California, Colorado, Delaware, Florida, Georgia, Hawaii, Idaho, Illinois, Indiana, Iowa, Kansas, Louisiana, Maine, Maryland, Massachusetts, Michigan, Minnesota, Mississippi, Missouri, Montana, Nebraska, Nevada, New Jersey, New Mexico, New York, North Carolina, North Dakota, Ohio, Oklahoma, Oregon, Pennsylvania, Rhode Island, South Carolina, South Dakota, Tennessee, Utah, Virginia, Washington, West Virginia, Wisconsin and Wyoming

Alpha & Omega Mounted	APR 2021	APR 2020		YTD 2021	YTD 2020
Car Alarm Checks	159	94		639	795
Lost Vehicles	58	20		229	185
Lockouts	5	1		14	21
Unsecured Vehicles	20	64		94	195
Directions	1,067	692		3,454	4,575
Handicap Parking	185	53		618	1,163
Customer Assists	222	194		858	1,510
Law Enforcement Assists	18	14		78	140
Security Assists	67	28		220	581

MONTGOMERY COUNTY JUSTICE COURT—PRECINCT 3



Justice of the Peace Court - 3	FEB 2021	MAR 2021	YTD 2021
New Class "C" Misdemeanor Charges Filed	1,332	1,855	4,660
Cases Set on Criminal Docket	478	225	1,585
Criminal Cases Pending	4,269	4,317	12,870
Civil Cases on Docket	1,096	1,186	3,489
Arrest Warrants Issued	0	0	0
Total Revenues Collected for Month	\$190,191.00	\$376,279.00	\$837,139.00

Please note: Monthly statistics for this agency typically run one month behind.

MONTGOMERY COUNTY CONSTABLE'S OFFICE—PRECINCT 3—ICI

THE WOODLANDS TOWNSHIP	APR 2021	APR 2020		YTD 2021	YTD 2020
Internet Crimes Investigator					
Search Warrants	1	0		1	5
New Cases Assigned	4	0		12	5
Felony Charge(s) Filed	0	1		0	3
Misdemeanor Charge(s) Filed	0	0		0	0
Total Charges	0	0		0	2



MONTGOMERY COUNTY SHERIFF'S OFFICE AND MONTGOMERY COUNTY CONSTABLE'S OFFICE—PRECINCT 3— CHILDREN'S SAFE HARBOR THROUGH THE WOODLANDS TOWNSHIP

Children's Safe Harbor	APR 2021	APR 2020		YTD 2021	YTD 2020
Cases Assigned - MCSO (Woodlands only)	5	0		19	12
Cases Assigned - MCCO-P3	14	6		39	24
Total Safe Harbor - Township Assigned	19	6		58	41
Total (All) Safe Harbor Cases - Assigned	41	19		n/a	n/a
Total Charges Filed (Township)	5	1		12	5



CHARGES FILED—ICI & SAFE HARBOR

Crimes Against Children	JAN	FEB	MAR	APR	YTD 2021
Charges Filed - Internet Crimes	0	0	0	0	0
Charges Filed - Safe Harbor	2	2	3	5	12
TOTAL CHARGES FILED	2	2	3	5	12



ABOUT THE TOWNSHIP'S LAW ENFORCEMENT SERVICES

The Woodlands Township is a special purpose district providing municipal types of services to The Woodlands community. By law, The Woodlands Township cannot directly employ law enforcement officers; however, the Township contracts for supplemental law enforcement services in Montgomery County through a contract with the Montgomery County Sheriff's Office and in Harris County through a contract with Harris County Constable's Office, Precinct 4. The counties provide community policing services in eight residential zones and the tourism-oriented zone located in Town Center. All zones have full-time deputies providing 24/7 coverage. The Township also contracts with the Montgomery County Constable's Office, Precinct 3 for investigators specifically assigned to investigate crimes against children.

In addition to the Township's county contracted community-policing deputies, the counties also provide services as needed in the detective operation, administrative support, special services, SWAT team, training, recruitment, traffic control, identification – crime lab, communications, sex offender division, fleet operations, jail division, auto theft and other areas through the county tax levy.

INTERESTED IN LEARNING MORE?

For up-to-date information such as Press Releases and Featured Fugitives from the Montgomery County Sheriff's Office and other law enforcement agencies that serve The Woodlands, please visit www.thewoodlandstownship-tx.gov.

You can locate recent public safety media/Press Releases on the *Resident Page*, choose "Law Enforcement Services" at the bottom go to "Law Enforcement Advisories".

You can also sign up for The Woodlands Township Neighborhood Watch under "Neighborhood Watch" at www.thewoodlandstownship-tx.gov/neighborhoodwatch.