



# LAW ENFORCEMENT SERVICES

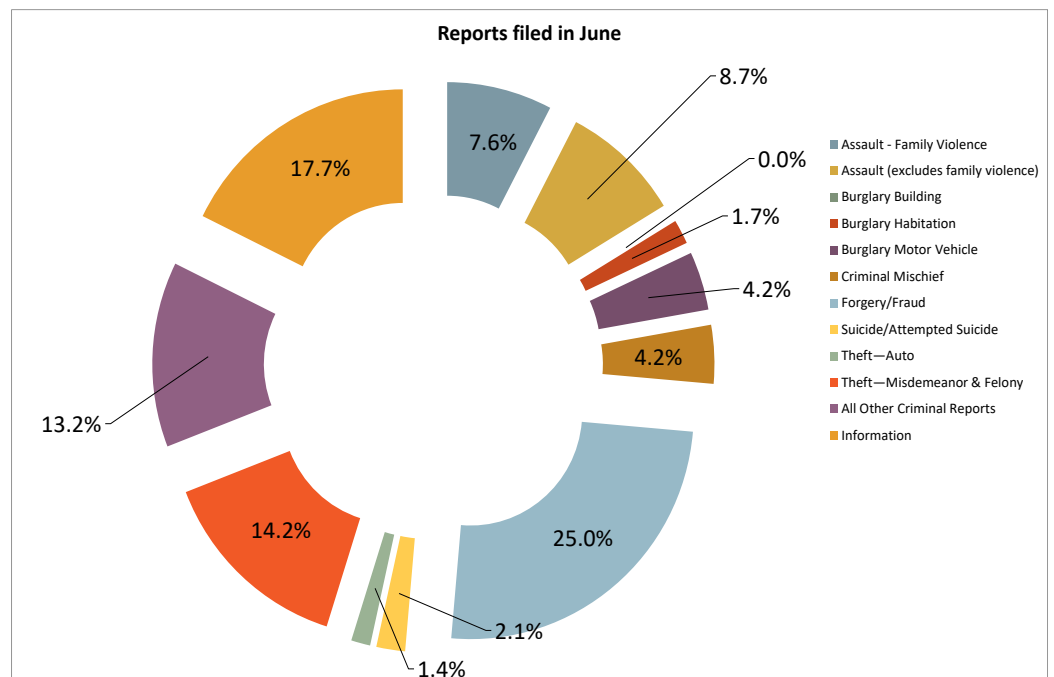
## CRIME CATEGORIES OF NOTE

**INSIDE THIS ISSUE:**

<i>Crime Categories of Note</i> <i>By Village-2021-2020</i>	2
<i>Crime Comparison Chart—2021-2020</i>	3
<i>Summary of Monthly Activity 2021</i>	4
<i>Six Month Crime Trend</i>	6
<i>Additional Notes &amp; Calls for Service</i>	7
<i>Reference Guide</i>	8

Crime Category of Note	March 2021	April 2021	May 2021	June 2021	YTD 2021
<b>Assault - Family Violence</b>	24	23	34	22	149
<b>Assault (excludes family violence)</b>	23	24	12	25	118
<b>Burglary Building</b>	2	2	2	0	17
<b>Burglary Habitation</b>	4	6	2	5	25
<b>Burglary Motor Vehicle</b>	9	12	30	12	110
<b>Criminal Mischief</b>	9	12	13	12	75
<b>Forgery/Fraud</b>	64	86	25	72	326
<b>Homicide</b>	1	0	0	0	1
<b>Robbery</b>	1	1	2	1	7
<b>Suicide/Attempted Suicide</b>	4	7	6	6	32
<b>Theft - Auto</b>	5	4	6	4	25
<b>Theft-Misdemeanor &amp; Felony</b>	44	40	54	41	289
<b>All Other Criminal Reports</b>	52	40	64	38	284
<b>Information</b>	53	55	55	51	352
<b>TOTAL</b>	<b>295</b>	<b>312</b>	<b>305</b>	<b>289</b>	<b>1,810</b>

Crime Categories of Note combine crime data from both Harris and Montgomery Counties



# CRIME CATEGORIES OF NOTE — BY VILLAGE/ZONE JUNE 2021 AND 2020



## CRIME CATEGORIES OF NOTE—2021



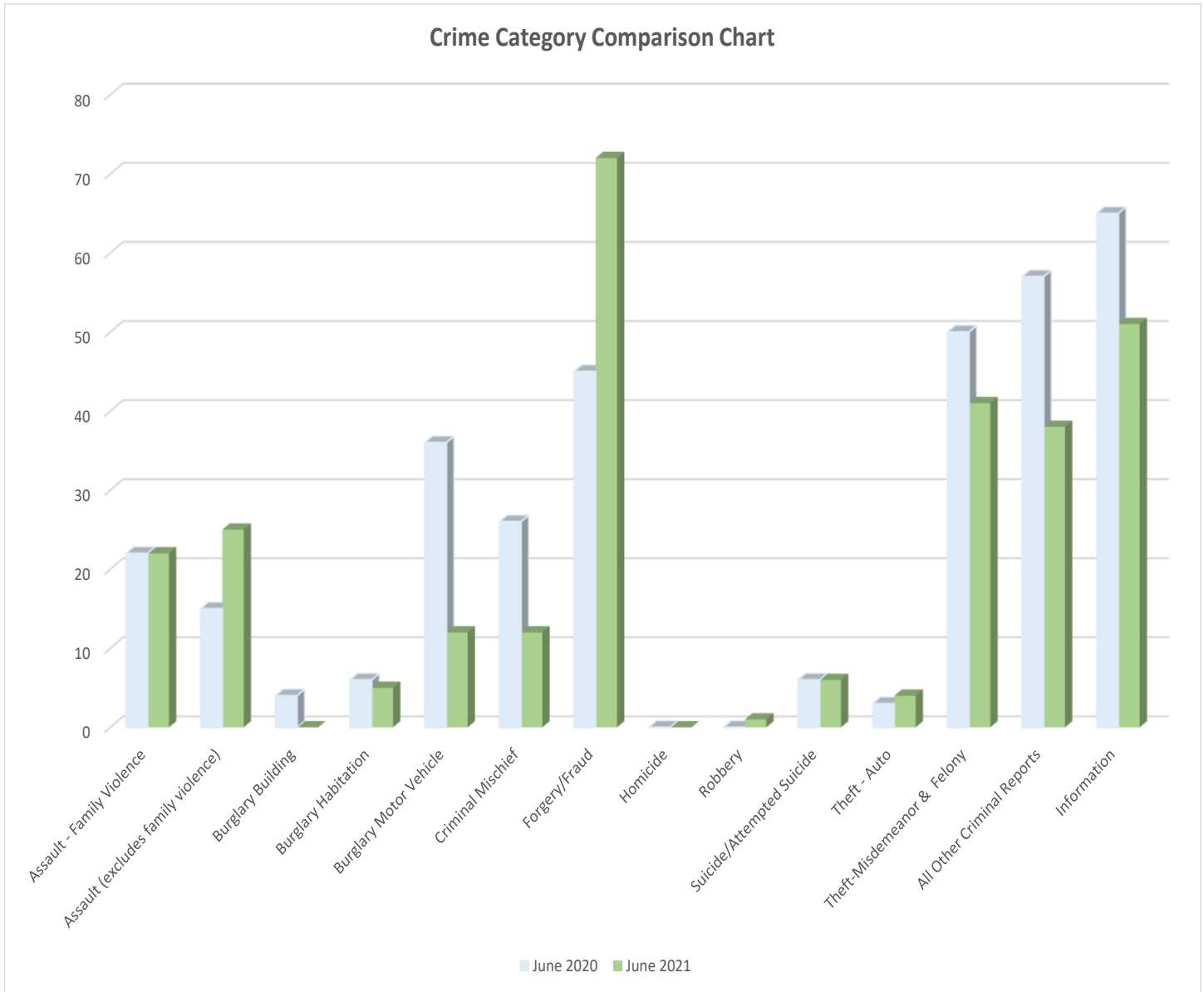
Crime Category of Note	Grogan's Mill	Panther Creek	Indian Springs	Sterling Ridge	Alden Bridge	Cochran's Crossing	College Park	Town Center	Creekside Park	Total
Assault - Family Violence	7	2	4	3	2	1	1	2	0	22
Assault (excludes family violence)	4	4	0	2	4	1	1	8	1	25
Burglary Building	0	0	0	0	0	0	0	0	0	0
Burglary Habitation	2	1	0	1	1	0	0	0	0	5
Burglary Motor Vehicle	2	0	0	0	5	0	3	1	1	12
Criminal Mischief	2	2	1	0	1	1	1	3	1	12
Forgery/Fraud	10	7	6	10	14	10	2	8	5	72
Homicide	0	0	0	0	0	0	0	0	0	0
Robbery	1	0	0	0	0	0	0	0	0	1
Suicide/Attempted Suicide	0	2	0	1	2	1	0	0	0	6
Theft - Auto	0	0	0	1	1	0	1	1	0	4
Theft-Misdemeanor & Felony	5	2	0	2	1	1	4	24	2	41
All Other Criminal Reports Information	5	4	1	7	2	2	7	7	3	38
Information	7	7	5	8	7	0	4	3	10	51
<b>Total</b>	<b>45</b>	<b>31</b>	<b>17</b>	<b>35</b>	<b>40</b>	<b>17</b>	<b>24</b>	<b>57</b>	<b>23</b>	<b>289</b>

## CRIME CATEGORIES OF NOTE—2020

Crime Category of Note	Grogan's Mill	Panther Creek	Indian Springs	Sterling Ridge	Alden Bridge	Cochran's Crossing	College Park	Town Center	Creekside Park	Total
Assault - Family Violence	3	6	0	2	6	0	2	1	2	22
Assault (excludes family violence)	6	3	1	0	0	0	2	3	0	15
Burglary Building	1	0	0	2	0	0	0	1	0	4
Burglary Habitation	0	2	0	3	1	0	0	0	0	6
Burglary Motor Vehicle	4	4	1	2	4	6	2	8	5	36
Criminal Mischief	6	0	0	1	0	2	1	16	0	26
Forgery/Fraud	4	10	3	3	10	6	3	6	0	45
Homicide	0	0	0	0	0	0	0	0	0	0
Robbery	0	0	0	0	0	0	0	0	0	0
Suicide/Attempted Suicide	0	2	1	0	1	1	0	0	1	6
Theft - Auto	0	0	0	0	0	0	2	1	0	3
Theft-Misdemeanor & Felony	11	7	1	3	2	0	3	22	1	50
All Other Criminal Reports Information	6	3	1	5	8	3	7	17	7	57
Information	16	10	3	6	9	4	4	13	0	65
<b>Total</b>	<b>57</b>	<b>47</b>	<b>11</b>	<b>27</b>	<b>41</b>	<b>22</b>	<b>26</b>	<b>88</b>	<b>16</b>	<b>335</b>

# CRIME COMPARISON CHART

## JUNE 2021—2020



## INTERESTED IN LEARNING MORE?

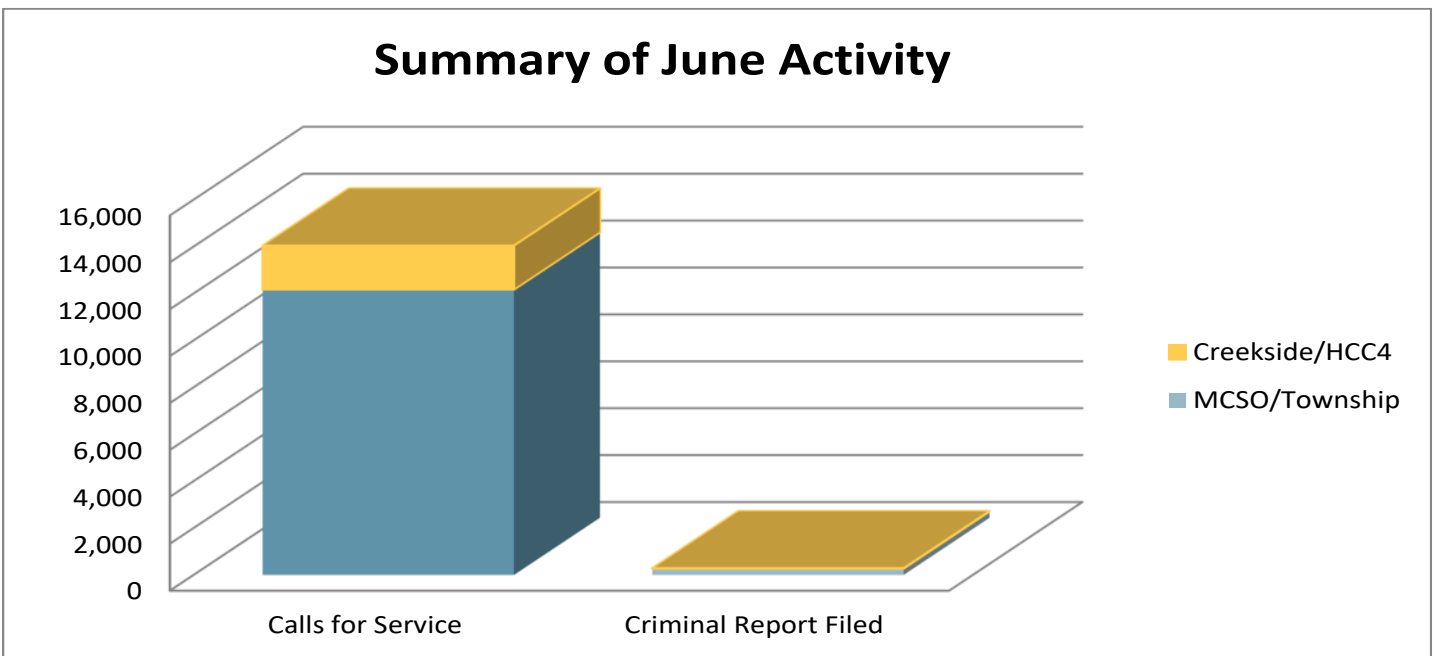
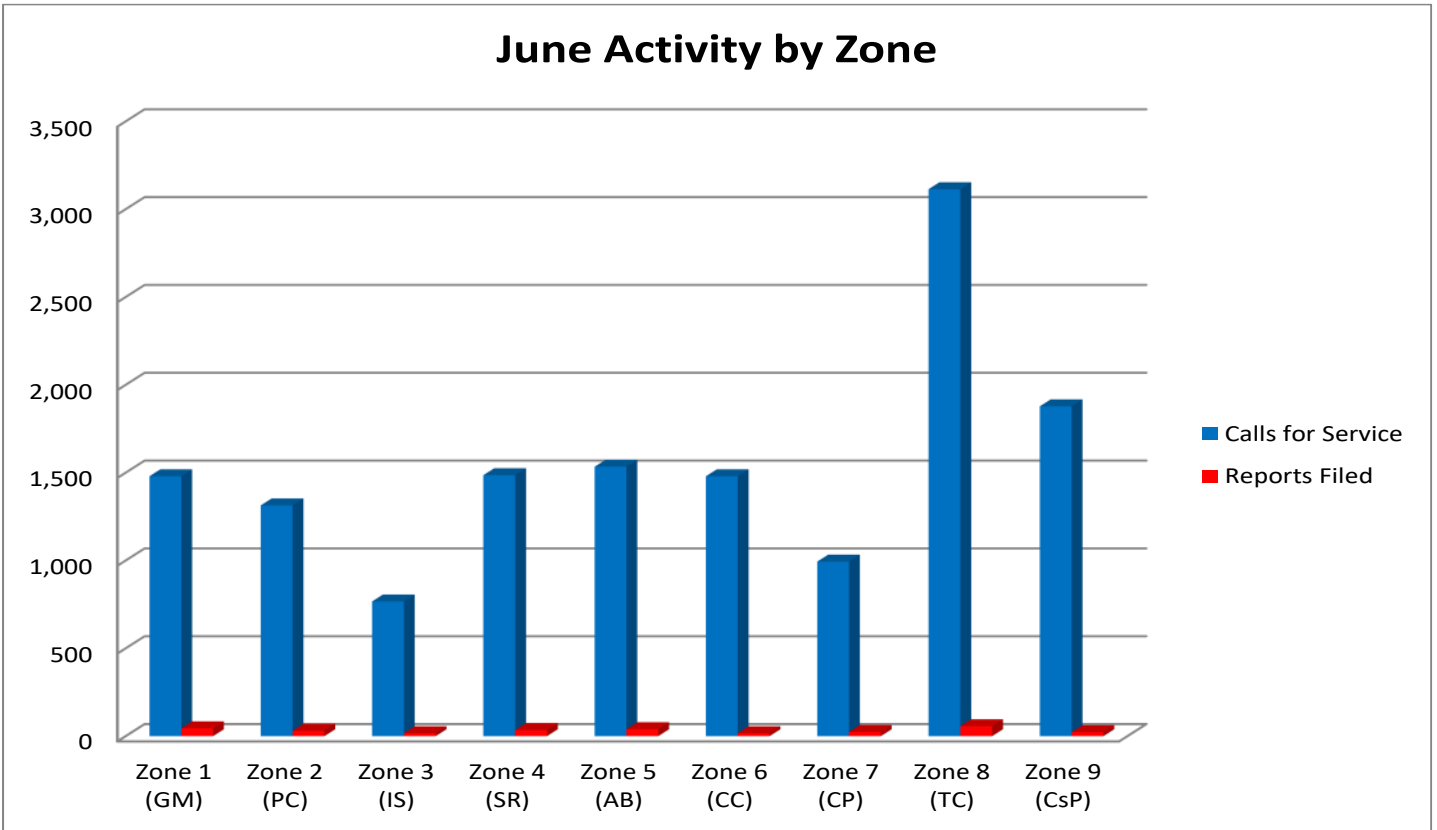
For up-to-date information such as Press Releases and Featured Fugitives from the Montgomery County Sheriff’s Office and other law enforcement agencies that serve The Woodlands, please visit [www.thewoodlandstownship-tx.gov](http://www.thewoodlandstownship-tx.gov).

You can locate recent public safety media/Press Releases on the *Resident Page*, choose “*Law Enforcement Services*” at the bottom go to “*Law Enforcement Advisories*”.

You can also sign up for The Woodlands Township Neighborhood Watch, choose “*Neighborhood Watch*” at [www.thewoodlandstownship-tx.gov/neighborhoodwatch](http://www.thewoodlandstownship-tx.gov/neighborhoodwatch).

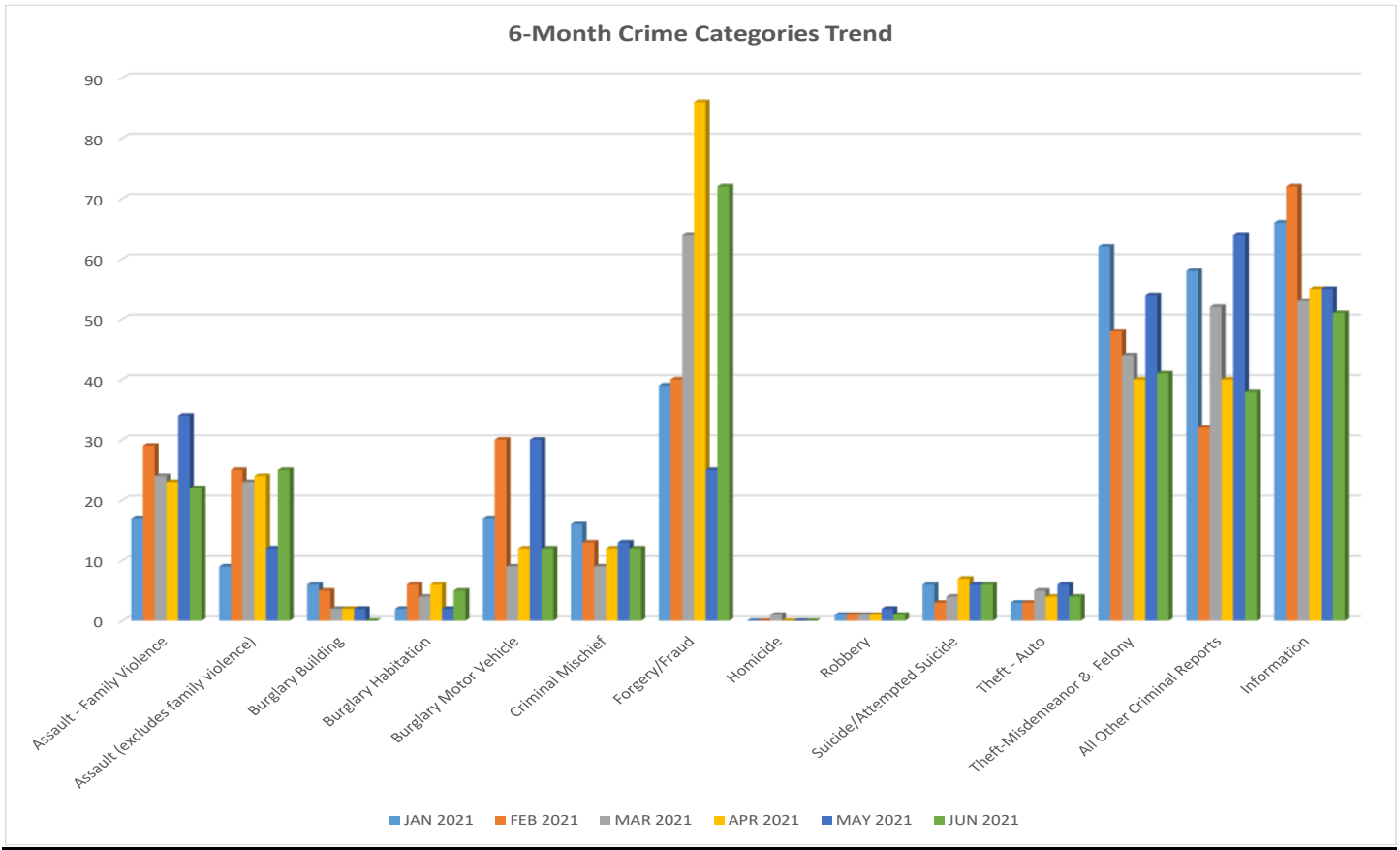
# SUMMARY OF JUNE ACTIVITY

June 2021 - Summary	MCSO/Township	Creekside/HCC4	Total
Calls for Service	12,169	1,878	<b>14,047</b>
Criminal Report Filed	266	23	<b>289</b>





# SIX MONTH CRIME TREND



## QUICK REFERENCE GUIDE FOR USING THIS REPORT

This report represent an executive summary of activity in The Woodlands. The full report with appendix provides more detailed data on which the executive summary is based.

Please keep in mind that this report offers a snapshot in time for each of the months included based on the timing of when the data was provided by law enforcement. Due to the fluid nature of criminal investigation, some of the data may have developed further after the report data was released.

**MCSO:** Montgomery County Sheriff’s Office. Unless otherwise noted, this refers to MCSO Patrol The Woodlands Township Division .

**Zones:** The Woodlands Township contracts with the Montgomery County Sheriff’s Office for policing in

eight policing “zones”, comprising seven residential villages and one commercial district. Together, these zones make up MCSO Patrol The Woodlands Township Division. There is also a “zone” for the Village of Creekside Park, which is policed by the Harris County Constable’s Office—Precinct 4.

- Zone 1—Grogan’s Mill
- Zone 2—Panther Creek
- Zone 3—Indian Springs
- Zone 4—Sterling Ridge
- Zone 5—Alden Bridge
- Zone 6—Cochran’s Crossing
- Zone 7—College Park
- Zone 8—Town Center (commercial)
- Zone 9—Creekside Park



## Frequently Asked Questions

- *Do call titles equal crimes committed?* No. Call Titles speak to the types of calls that are received, but an officer may make an alternate or additional finding upon review/investigation.
- *Do Criminal Statute Reports equal arrests?* No. Criminal Statute Reports indicate that an officer believes criminal activity has occurred. Depending on the situation, additional investigation may add to or negate criminal charges.
- *What is the role of the community in “Community Policing?”* To answer that question you must have knowledge of the most basic Crime Prevention teachings and the “Crime Triangle.” The Crime Triangle identifies three elements that must be present in order for crime to be committed.
  - *Desire* of a criminal to commit a crime;
  - *Ability* to commit the crime; and the
  - *Opportunity* for the crime to be committed



Fortunately, you (residents - businesses) have control over one of the elements of the Crime Triangle - *Opportunity*. By removing the opportunity for crime to occur you can break the Crime Triangle and contribute to the Community Policing effort here in The Woodlands.

- *Where can I find the full report?* This executive summary accompanied by a full appendix of reports of the Township’s contracted law enforcement services can be found on the Township website at [www.thewoodlandstownship-tx.gov](http://www.thewoodlandstownship-tx.gov), go to “Law Enforcement Services” at the bottom go to “Community Policing Reports”.

## Investigation of Crimes Against Children:

The Township contracts with MCSO and Montgomery County Constable’s Office - Precinct 3 for services specific to investigations of crimes against children. Both agencies receive referrals from Child Protective Services (CPS) routed to Safe Harbor. In addition to the Safe Harbor program, the Township contracts with Montgomery County Constable’s Office - Precinct 3 for an Internet Crimes Investigator position. It is understood that some cases may originate or conclude outside of the Township boundaries. The “Cases Assigned—MCSO” includes data only for cases assigned within the Township boundaries, not cases that may be assigned outside of the boundaries. The numbers in this section are not cumulative, as some cases carry over from month to month.





# **APPENDIX DETAILED REPORTS**

# MONTHLY ACTIVITY REPORT—CALLS FOR SERVICE JUNE 2021—ALL ZONES



## COMBINED LAW ENFORCEMENT CALLS FOR SERVICE BY VILLAGE



CALL TYPE	Grogan's Mill	Panther Creek	Indian Springs	Sterling Ridge	Alden Bridge	Cochran's Crossing	College Park	Town Center	Creekside Park	Total
911 CALLS	8	5	2	3	9	9	5	29	6	76
ALARMS	34	25	17	47	41	57	27	63	42	353
ANIMAL CALL	5	1	0	3	7	0	1	1	6	24
ASSAULT	1	0	0	0	1	0	1	2	0	5
ASSAULT (AGGRAVATED)	1	0	0	0	0	1	0	1	0	3
ASSAULT (FAMILY VIOLENCE)	15	4	1	1	2	0	1	3	0	27
ASSAULT (SEXUAL)	4	1	0	0	0	1	0	0	1	7
ASSIST CALLS	16	18	3	9	13	3	17	18	0	97
BURGLARY	2	1	0	1	0	1	0	0	0	5
BURGLARY (MOTOR VEHICLE)	2	1	1	2	1	4	6	3	1	21
CRIMINAL MISCHIEF	1	1	0	1	2	1	1	1	1	9
CRIMINAL TRESPASS	2	0	0	1	0	0	0	1	0	4
DIRECTED PATROL	462	442	287	808	588	532	423	1,141	471	5,154
DISTURBANCE	46	16	6	21	20	7	7	28	20	171
DOA (JP CALLS)	2	2	0	1	1	3	1	1	0	11
FACILITY CHECK	24	21	2	6	18	12	7	52	380	522
FORGERY / FRAUD	3	2	0	3	4	2	1	7	5	27
HARASSMENT	0	1	0	0	0	0	1	0	3	5
HOMICIDE	0	0	0	0	0	0	0	0	0	0
KIDNAPPING	0	0	0	0	0	0	0	0	0	0
MISSING PERSON (ADULT)	1	0	0	0	0	1	1	0	0	3
MISSING PERSON (JUVENILE)	0	0	0	1	1	0	0	0	1	3
NARCOTICS	4	3	1	1	1	2	10	1	0	23
PROWLER	0	0	0	0	0	0	0	0	0	0
PUBLIC INTOXICATION	2	0	0	2	1	0	0	8	0	13
PUBLIC SERVICE (INFO/CIVIL)	107	68	25	63	69	34	58	168	94	686
ROBBERY	0	0	0	0	0	0	0	0	0	0
SHOPLIFTING	0	0	0	5	0	0	5	10	0	20
SUICIDE (ATTEMPTED)	1	1	2	0	1	1	1	0	0	7
SUSPICIOUS PERSON	27	17	5	11	20	7	10	38	7	142
SUSPICIOUS VEHICLE	22	14	6	13	15	8	8	22	20	128
THEFT	4	1	0	2	8	2	5	11	2	35
TRAFFIC (D.U.I.D. & D.W.I.)	3	1	2	1	5	1	3	6	2	24
TRAFFIC ACCIDENT (MAJOR)	0	2	1	2	4	1	3	3	0	16
TRAFFIC ACCIDENT (MINOR)	9	10	16	12	16	11	9	47	8	138
TRAFFIC ENFORCEMENT	247	418	205	163	330	223	162	376	127	2,251
TRAFFIC HAZARD	14	16	22	4	23	7	4	35	13	138
VACATION WATCH	241	126	115	221	239	290	90	5	443	1,770
VEHICLE THEFT	3	0	0	1	0	0	2	2	0	8
WELFARE CHECK	54	38	14	27	36	11	43	73	9	305
ALL OTHER CALLS	113	58	34	50	58	248	81	958	216	1,816
<b>TOTAL INCIDENTS</b>	<b>1,480</b>	<b>1,314</b>	<b>767</b>	<b>1,486</b>	<b>1,534</b>	<b>1,480</b>	<b>994</b>	<b>3,114</b>	<b>1,878</b>	<b>14,047</b>
ARREST (MISDEMEANOR)	22	8	5	11	9	5	19	35	3	117
ARREST (FELONY)	7	4	2	1	4	1	8	12	0	39

# MONTHLY ACTIVITY REPORT—CALLS FOR SERVICE

## JUNE 2020—ALL ZONES



### COMBINED LAW ENFORCEMENT CALLS FOR SERVICE BY VILLAGE



CALL TYPE	Grogan's Mill	Panther Creek	Indian Springs	Sterling Ridge	Alden Bridge	Cochran's Crossing	College Park	Town Center	Creekside Park	Jun 2020
911 CALLS	3	3	2	5	9	3	11	23	2	61
ALARMS	28	31	19	43	30	25	24	82	36	318
ANIMAL CALL	4	2	4	3	5	2	7	2	3	32
ASSAULT	3	3	1	0	0	0	2	1	0	10
ASSAULT (AGGRAVATED)	0	0	0	0	1	0	0	0	0	1
ASSAULT (FAMILY VIOLENCE)	4	6	0	5	6	0	2	1	0	24
ASSAULT (SEXUAL)	3	0	0	0	0	0	1	4	0	8
ASSIST CALLS	18	17	6	2	12	7	14	18	0	94
BURGLARY	1	2	0	7	1	0	0	1	0	12
BURGLARY (MOTOR VEHICLE)	4	5	1	2	4	6	2	10	5	39
CRIMINAL MISCHIEF	7	0	0	3	1	2	1	18	0	32
CRIMINAL TRESPASS	1	1	1	1	2	0	4	5	0	15
DIRECTED PATROL	363	340	228	584	467	298	567	1,016	647	4,510
DISTURBANCE	49	28	5	23	28	13	13	20	20	199
DOA (JP CALLS)	0	3	0	2	0	1	2	2	2	12
FACILITY CHECK	24	17	6	13	31	18	16	92	621	838
FORGERY / FRAUD	5	10	3	3	11	6	4	11	0	53
HARASSMENT	2	1	0	0	6	1	2	11	3	26
HOMICIDE	0	0	0	0	0	0	0	0	0	0
KIDNAPPING	0	0	0	0	0	0	0	0	0	0
MISSING PERSON (ADULT)	1	2	0	0	0	1	0	1	0	5
MISSING PERSON (JUVENILE)	1	1	0	0	1	0	0	1	0	4
NARCOTICS	0	1	1	0	1	0	3	0	0	6
PROWLER	0	0	0	0	0	0	0	0	0	0
PUBLIC INTOXICATION	1	0	1	0	0	0	0	0	0	2
PUBLIC SERVICE (INFO/CIVIL)	84	81	14	52	74	42	42	182	122	693
ROBBERY	0	0	0	0	0	0	0	0	0	0
SHOPLIFTING	0	0	0	6	0	0	9	16	0	31
SUICIDE (ATTEMPTED)	2	3	1	0	1	1	1	0	0	9
SUSPICIOUS PERSON	25	18	8	17	26	4	15	35	8	156
SUSPICIOUS VEHICLE	16	16	5	9	8	7	12	16	14	103
THEFT	11	7	2	5	3	0	3	29	1	61
TRAFFIC (D.U.I.D. & D.W.I.)	0	0	2	2	2	0	2	3	1	12
TRAFFIC ACCIDENT (MAJOR)	0	1	0	0	1	1	0	5	0	8
TRAFFIC ACCIDENT (MINOR)	15	7	11	12	17	2	18	44	5	131
TRAFFIC ENFORCEMENT	95	109	55	81	169	95	119	169	229	1,121
TRAFFIC HAZARD	10	13	17	16	25	4	7	10	67	169
VACATION WATCH	127	128	112	108	88	78	60	0	281	982
VEHICLE THEFT	0	0	1	0	0	0	2	1	0	4
WELFARE CHECK	77	50	14	29	53	21	29	67	8	348
ALL OTHER CALLS	74	83	17	48	45	196	73	953	282	1,771
<b>TOTAL INCIDENTS</b>	<b>1,058</b>	<b>989</b>	<b>537</b>	<b>1,081</b>	<b>1,128</b>	<b>834</b>	<b>1,067</b>	<b>2,849</b>	<b>2,357</b>	<b>11,900</b>
ARREST (MISDEMEANOR)	13	4	3	9	6	6	20	25	2	88
ARREST (FELONY)	3	1	0	2	2	2	4	13	0	27

## ALPHA & OMEGA MOUNTED PATROL



- In June 2021 Mounted Patrol provided customer service and assisted security and law enforcement when appropriate.
  - **International Visitors:** Canada, Jamaica, Mexico, Newfoundland, Puerto Rico, Russia
  - **Out-of-State Visitors:** Alabama, Alaska, Arizona, Arkansas, California, Colorado, Florida, Georgia, Hawaii, Idaho, Illinois, Indiana, Iowa, Kansas, Kentucky, Louisiana, Maine, Maryland, Michigan, Minnesota, Mississippi, Missouri, Montana, Nebraska, Nevada, New Hampshire, New Jersey, New Mexico, New York, North Carolina, North Dakota, Ohio, Oklahoma, Oregon, Pennsylvania, South Carolina, South Dakota, Tennessee, Utah, Vermont, Virginia, Washington, Wisconsin and Wyoming

Alpha & Omega Mounted	JUN 2021	JUN 2020		YTD 2021	YTD 2020
Car Alarm Checks	117	133		942	1,100
Lost Vehicles	42	25		319	254
Lockouts	1	6		15	32
Unsecured Vehicles	19	69		130	356
Directions	711	897		5,238	6,342
Handicap Parking	95	112		911	1,435
Customer Assists	143	224		1,162	1,952
Law Enforcement Assists	7	25		98	180
Security Assists	56	29		346	635

## MONTGOMERY COUNTY JUSTICE COURT—PRECINCT 3



Justice of the Peace Court - 3	MAY 2021	JUN 2021	YTD 2021
New Class "C" Misdemeanor Charges Filed	1,508	1,589	9,313
Cases Set on Criminal Docket	1,045	1,098	4,492
Criminal Cases Pending	4,182	4,154	25,405
Civil Cases on Docket	1,195	1,160	7,082
Arrest Warrants Issued	0	0	0
Total Revenues Collected for Month	\$230,027.00	\$ 286,988.00	\$1,730,433.00

Please note: Monthly statistics for this agency typically run one month behind.

## MONTGOMERY COUNTY CONSTABLE'S OFFICE—PRECINCT 3—ICI

THE WOODLANDS TOWNSHIP	JUN 2021	JUN 2020	YTD 2021	YTD 2020
<b>Internet Crimes Investigator</b>				
Search Warrants	1	0	1	5
New Cases Assigned	3	4	13	10
Felony Charge(s) Filed	0	0	5	3
Misdemeanor Charge(s) Filed	0	0	0	0
<b>Total Charges</b>	<b>0</b>	<b>0</b>	<b>5</b>	<b>2</b>



## MONTGOMERY COUNTY SHERIFF'S OFFICE AND MONTGOMERY COUNTY CONSTABLE'S OFFICE—PRECINCT 3— CHILDREN'S SAFE HARBOR THROUGH THE WOODLANDS TOWNSHIP

Children's Safe Harbor	JUN 2021	JUN 2020	YTD 2021	YTD 2020
Cases Assigned - MCSO (Woodlands only)	1	1	26	17
Cases Assigned - MCCO-P3	6	7	56	32
<b>Total Safe Harbor - Township Assigned</b>	<b>7</b>	<b>11</b>	<b>82</b>	<b>54</b>
Total (All) Safe Harbor Cases - Assigned	29	21	n/a	n/a
<b>Total Charges Filed (Township)</b>	<b>7</b>	<b>4</b>	<b>22</b>	<b>11</b>



### CHARGES FILED—ICI & SAFE HARBOR

Crimes Against Children	MAR	APR	MAY	JUN	YTD 2021
Charges Filed - Internet Crimes	0	0	2	0	2
Charges Filed - Safe Harbor	3	5	3	7	22
<b>TOTAL CHARGES FILED</b>	<b>3</b>	<b>5</b>	<b>5</b>	<b>7</b>	<b>24</b>



## ABOUT THE TOWNSHIP'S LAW ENFORCEMENT SERVICES

*The Woodlands Township is a special purpose district providing municipal types of services to The Woodlands community. By law, The Woodlands Township cannot directly employ law enforcement officers; however, the Township contracts for supplemental law enforcement services in Montgomery County through a contract with the Montgomery County Sheriff's Office and in Harris County through a contract with Harris County Constable's Office, Precinct 4. The counties provide community policing services in eight residential zones and the tourism-oriented zone located in Town Center. All zones have full-time deputies providing 24/7 coverage. The Township also contracts with the Montgomery County Constable's Office, Precinct 3 for investigators specifically assigned to investigate crimes against children.*

*In addition to the Township's county contracted community-policing deputies, the counties also provide services as needed in the detective operation, administrative support, special services, SWAT team, training, recruitment, traffic control, identification – crime lab, communications, sex offender division, fleet operations, jail division, auto theft and other areas through the county tax levy.*

---

## INTERESTED IN LEARNING MORE?

For up-to-date information such as Press Releases and Featured Fugitives from the Montgomery County Sheriff's Office and other law enforcement agencies that serve The Woodlands, please visit [www.thewoodlandstownship-tx.gov](http://www.thewoodlandstownship-tx.gov).

You can locate recent public safety media/Press Releases on the *Resident Page*, choose "Law Enforcement Services" at the bottom go to "Law Enforcement Advisories".

You can also sign up for The Woodlands Township Neighborhood Watch under "Neighborhood Watch" at [www.thewoodlandstownship-tx.gov/neighborhoodwatch](http://www.thewoodlandstownship-tx.gov/neighborhoodwatch).