



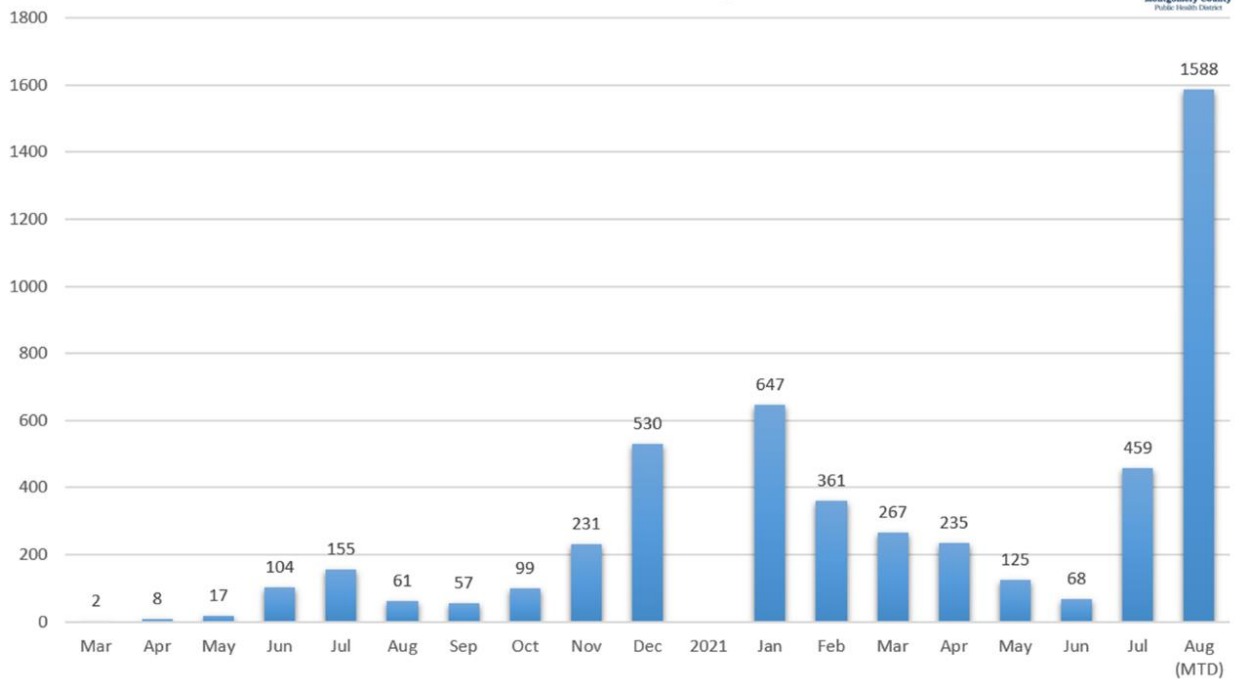
FOR IMMEDIATE RELEASE:
August 30, 2021

COVID-19 Update for Montgomery County

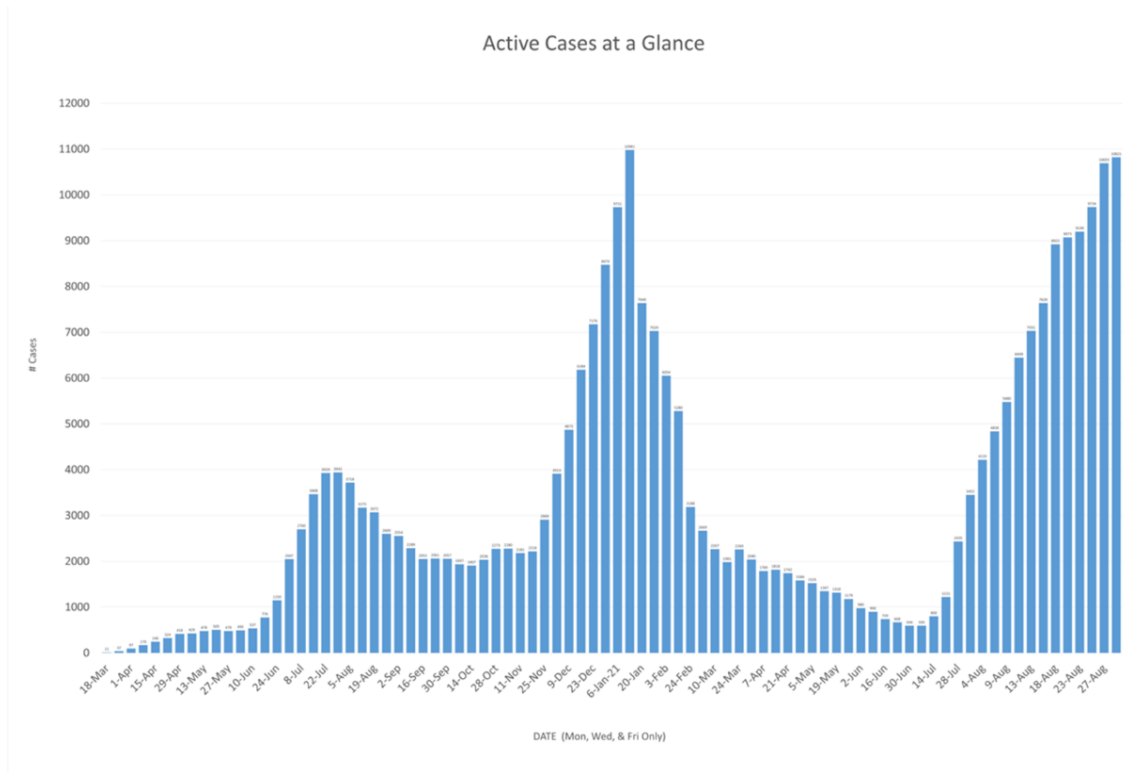
Status Update from the Office of Homeland Security and Emergency Management

MONTGOMERY COUNTY – Montgomery County Public Health District, in conjunction with the Montgomery County Office of Homeland Security and Emergency Management, can sadly confirm another all-time high of children (0-11 years of age) who have tested positive for COVID-19 in Montgomery County. More children have tested positive THIS MONTH (August 2021) with COVID-19 than in all of 2020 (March 2020-December 2020).

COVID-19 CASES IN CHILDREN
0-11 Years of Age



We can also confirm the number of **active cases** is the 2nd highest it has been since the pandemic began, just 160 cases below the all-time high set in January 2021.



Have you been vaccinated for COVID-19? We strongly recommend it. Even if you contract COVID-19 after vaccination, the chances of severe illness, hospitalization and death are low. Just 52 percent of eligible Montgomery County residents are vaccinated. Need to find a vaccine? Click here for additional vaccine sites: <https://www.vaccines.gov/>.

Public Health
Prevent. Promote. Protect.

August 30, 2021
Residents of
Montgomery Co.,
TX

COVID-19 VACCINATIONS

Fully Vaccinated: 263,767
Total Population 12+: 503,062
Vaccination Rate: 52.43%

SOURCE: TX DSHS

Today, we can confirm one additional death related to COVID-19.

- A woman in her 70s, from Willis, died in the hospital. She had co-morbidities in addition to testing positive for COVID-19. She had received one dose of a required two-dose vaccine.

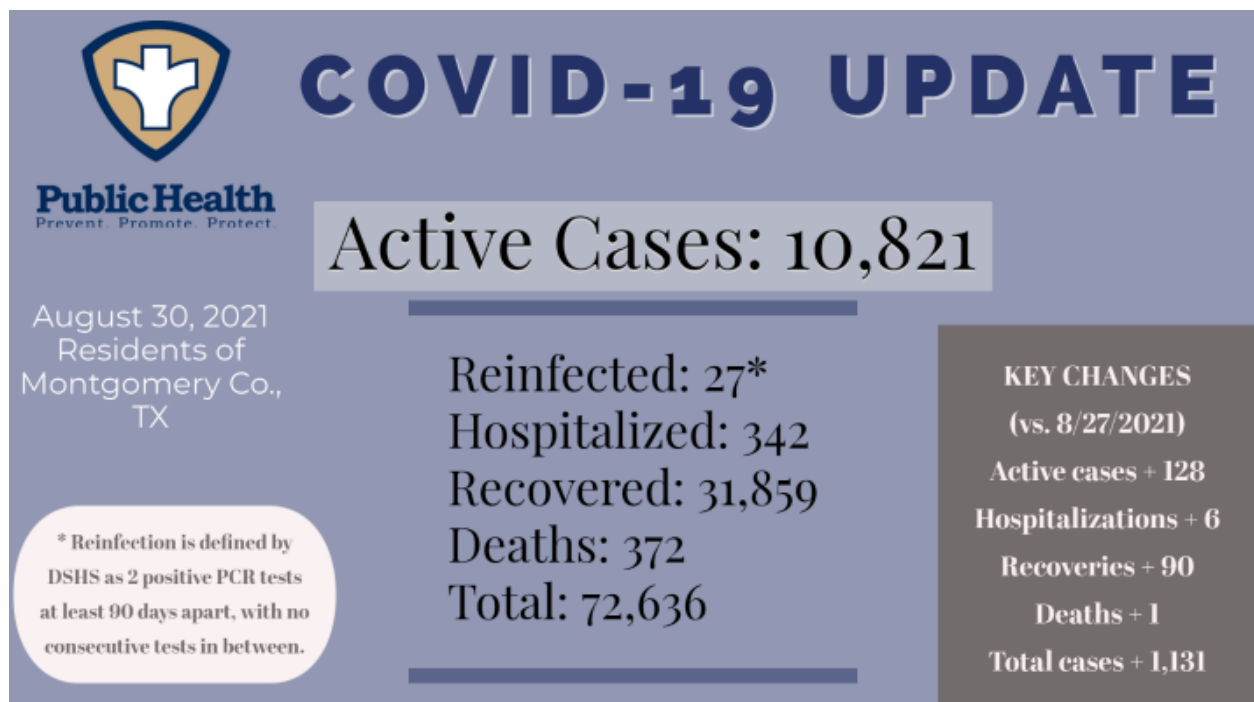
We can also confirm:

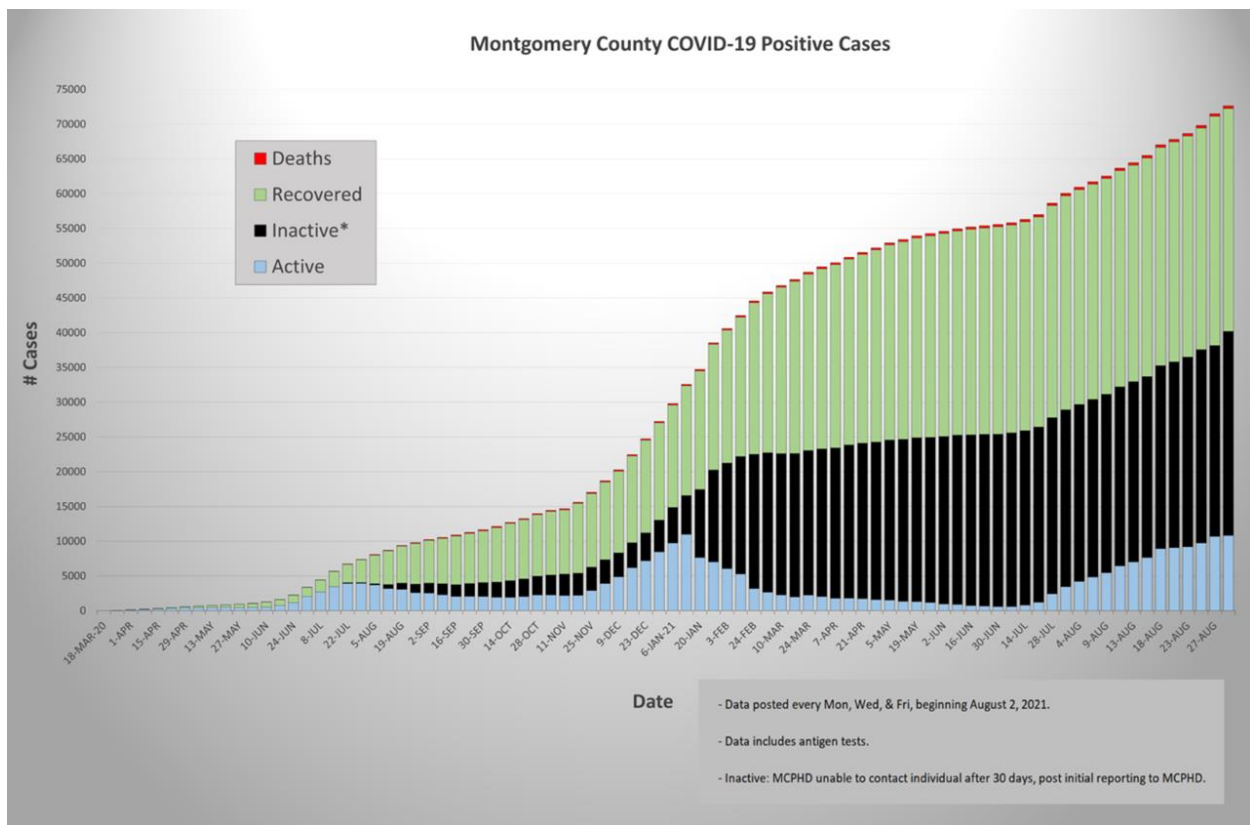
- TOTAL cases of COVID-19 increased by 1,131 to 72,636 since Friday's (8/27) report.
 - Of the 1,131 new cases, 259 are under the age of 12 and not eligible for vaccination.
- ACTIVE cases of COVID-19 increased by 128 to 10,821 since Friday's (8/27) report.
 - Today, we added 909 additional inactive cases who we have been unable to contact for 30 days or more.
- 342 county residents are known, as a result of contact investigations, to be in the hospital. Contact investigations have not been initiated on all reported cases.
- 31,859 people have clinically recovered.


The Testing Positivity Rate for Montgomery County remains at 21%, down from 22% last Wednesday.

Source: UT Health, School of Public Health

**These numbers include PCR and rapid antigen testing. We do not include antibody testing.*







COVID-19 UPDATE

PATIENTS HOSPITALIZED IN MONTGOMERY COUNTY

Updated August 29, 2021
Numbers reflect county and non-county residents.

*Data represented in this graph is provided by SETRAC, as reported by hospitals in Montgomery County, Texas only. Only confirmed COVID-19 patients are included, regardless of residence.
For more info: setrac.org.

**Total Hospitalized: 384
(+ 12)**

ICU: 108

General/Isolation: 276

SETRAC data for regional hospitalizations can be found here: <https://bit.ly/3jwhdiV>.
Looking for a downloadable case list? The COVID-19 dashboard for Montgomery County can be found here: <https://coronavirus-response-moco.hub.arcgis.com/>.

Have a question about COVID-19? You can reach the Montgomery County COVID-19 Call Center at 936-523-3916. It is open Monday-Thursday from 8:00am-4:30pm and Friday 8:00am-4:00pm.

Do your part to slow the spread of COVID-19. The best way to protect yourself and those around you is to be vaccinated. You should also:

- *Avoid groups of people.*
- *Practice social distancing.*
- *Wear a mask in public (over your nose and mouth) or with others who live outside your household. Never share a mask with others.*
- *Wash your hands or use hand sanitizer frequently.*
- *Disinfect surfaces in your car and around your home.*