

February 17, 2022

LAW ENFORCEMENT SERVICES



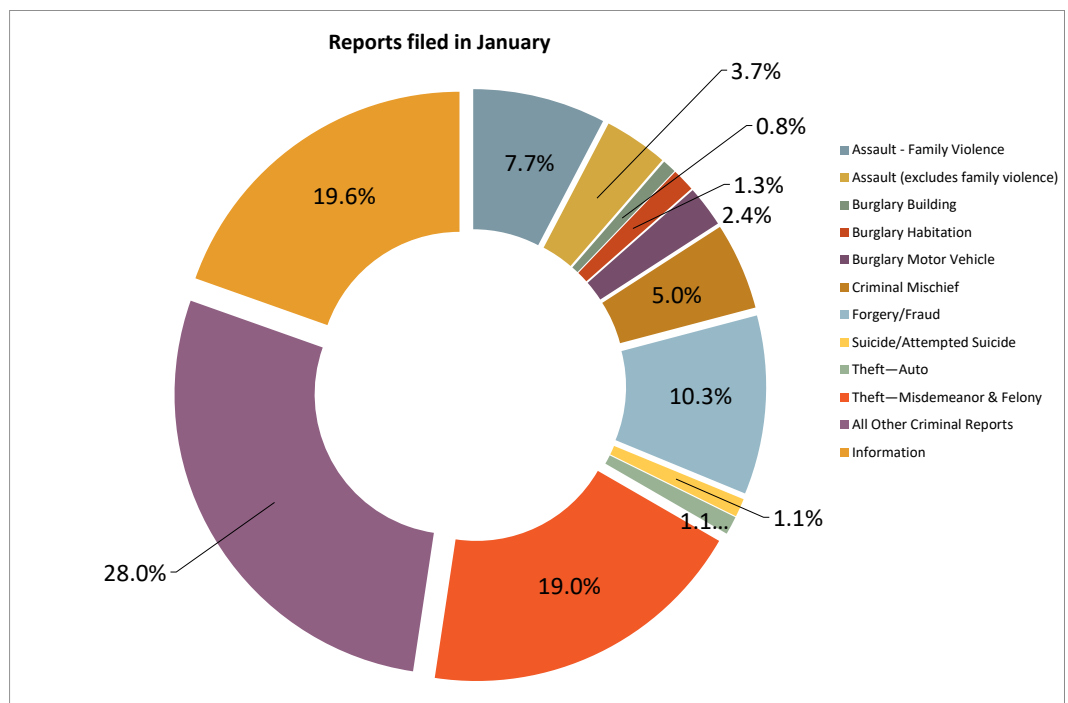
INSIDE THIS ISSUE:

Crime Categories of Note By Village - 2022 - 2021	2
Crime Comparison Chart - 2022 - 2021	3
Summary of Monthly Activity 2022	4
Six Month Crime Trend	6
Additional Notes & Calls for Service	7
Reference Guide	8

CRIME CATEGORIES OF NOTE

Crime Category of Note	OCT 2021	NOV 2021	DEC 2021	JAN 2022
Assault - Family Violence	32	20	28	29
Assault (excludes family violence)	11	11	17	14
Burglary Building	2	3	6	3
Burglary Habitation	3	6	4	5
Burglary Motor Vehicle	30	20	28	9
Criminal Mischief	21	14	29	19
Forgery/Fraud	31	26	36	39
Homicide	0	0	0	0
Robbery	4	1	0	1
Suicide/Attempted Suicide	5	2	4	4
Theft - Auto	11	10	11	4
Theft-Misdemeanor & Felony	59	54	57	72
All Other Criminal Reports	101	85	82	106
Information	94	69	72	74
TOTAL	404	321	374	379

Crime Categories of Note combine crime data from both Harris and Montgomery Counties



CRIME CATEGORIES OF NOTE — BY VILLAGE/ZONE JANUARY 2022 AND 2021



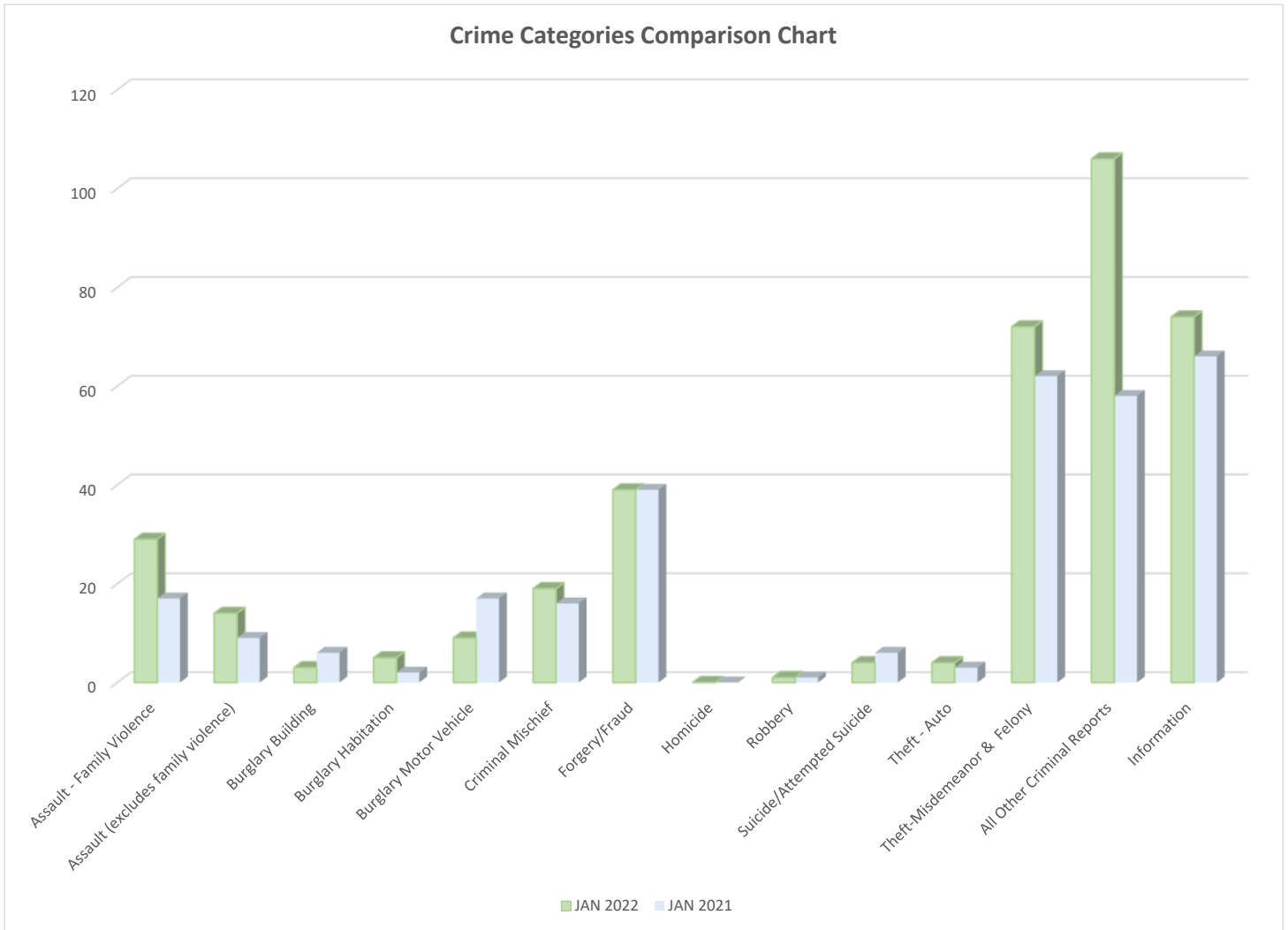
CRIME CATEGORIES OF NOTE — 2022

Crime Categories of Note	Grogan's Mill	Panther Creek	Indian Springs	Sterling Ridge	Alden Bridge	Cochran's Crossing	College Park	Town Center	Creekside Park	TOTAL
Assault - Family Violence	6	6	1	3	3	2	1	6	1	29
Assault (excludes family violence)	1	0	0	1	3	2	3	4	0	14
Burglary Building	0	0	0	0	0	0	1	2	0	3
Burglary Habitation	1	1	1	0	0	1	0	1	0	5
Burglary Motor Vehicle	0	0	2	2	0	0	0	4	1	9
Criminal Mischief	3	2	5	2	3	0	0	3	1	19
Forgery/Fraud	5	2	1	4	6	7	1	8	5	39
Homicide	0	0	0	0	0	0	0	0	0	0
Robbery	1	0	0	0	0	0	0	0	0	1
Suicide/Attempted Suicide	0	0	0	0	1	0	1	2	0	4
Theft - Auto	0	0	0	0	0	1	0	3	0	4
Theft-Misdemeanor & Felony	1	6	2	3	6	2	7	43	2	72
All Other Criminal Reports	16	12	5	3	6	2	17	42	3	106
Information	17	6	2	5	3	2	11	16	12	74
TOTAL	51	35	19	23	31	19	42	134	25	379

CRIME CATEGORIES OF NOTE — 2021

Crime Categories of Note	Grogan's Mill	Panther Creek	Indian Springs	Sterling Ridge	Alden Bridge	Cochran's Crossing	College Park	Town Center	Creekside Park	TOTAL
Assault - Family Violence	8	3	1	1	2	0	0	2	0	17
Assault (excludes family violence)	1	0	0	1	0	0	4	3	0	9
Burglary Building	3	0	0	0	0	0	2	1	0	6
Burglary Habitation	2	0	0	0	0	0	0	0	0	2
Burglary Motor Vehicle	2	3	3	1	1	2	0	3	2	17
Criminal Mischief	1	5	1	2	0	0	1	4	2	16
Forgery/Fraud	3	5	4	8	8	3	0	5	3	39
Homicide	0	0	0	0	0	0	0	0	0	0
Robbery	0	0	0	0	0	0	1	0	0	1
Suicide/Attempted Suicide	1	1	1	0	0	0	0	0	3	6
Theft - Auto	2	0	0	0	0	0	0	1	0	3
Theft-Misdemeanor & Felony	5	5	0	7	7	1	6	27	4	62
All Other Criminal Reports	6	5	6	7	8	3	4	14	5	58
Information	10	10	3	9	11	3	3	13	4	66
TOTAL	44	37	19	36	37	12	21	73	23	302

CRIME COMPARISON CHART JANUARY 2022 — 2021



INTERESTED IN LEARNING MORE?

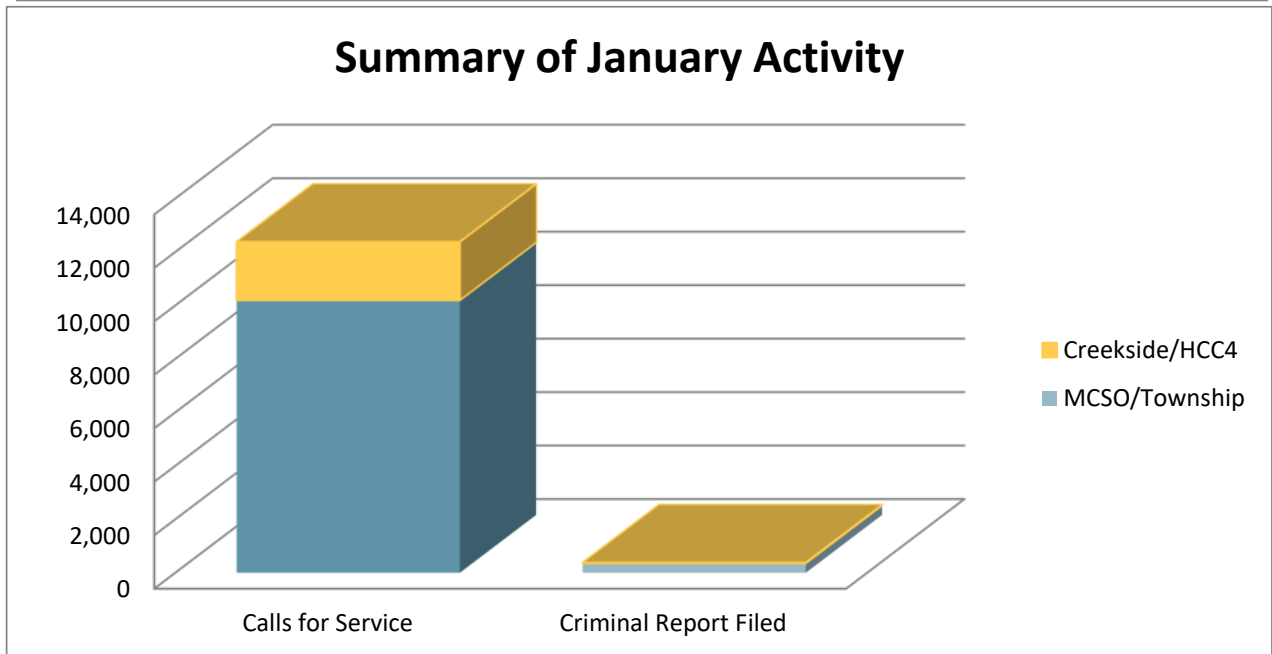
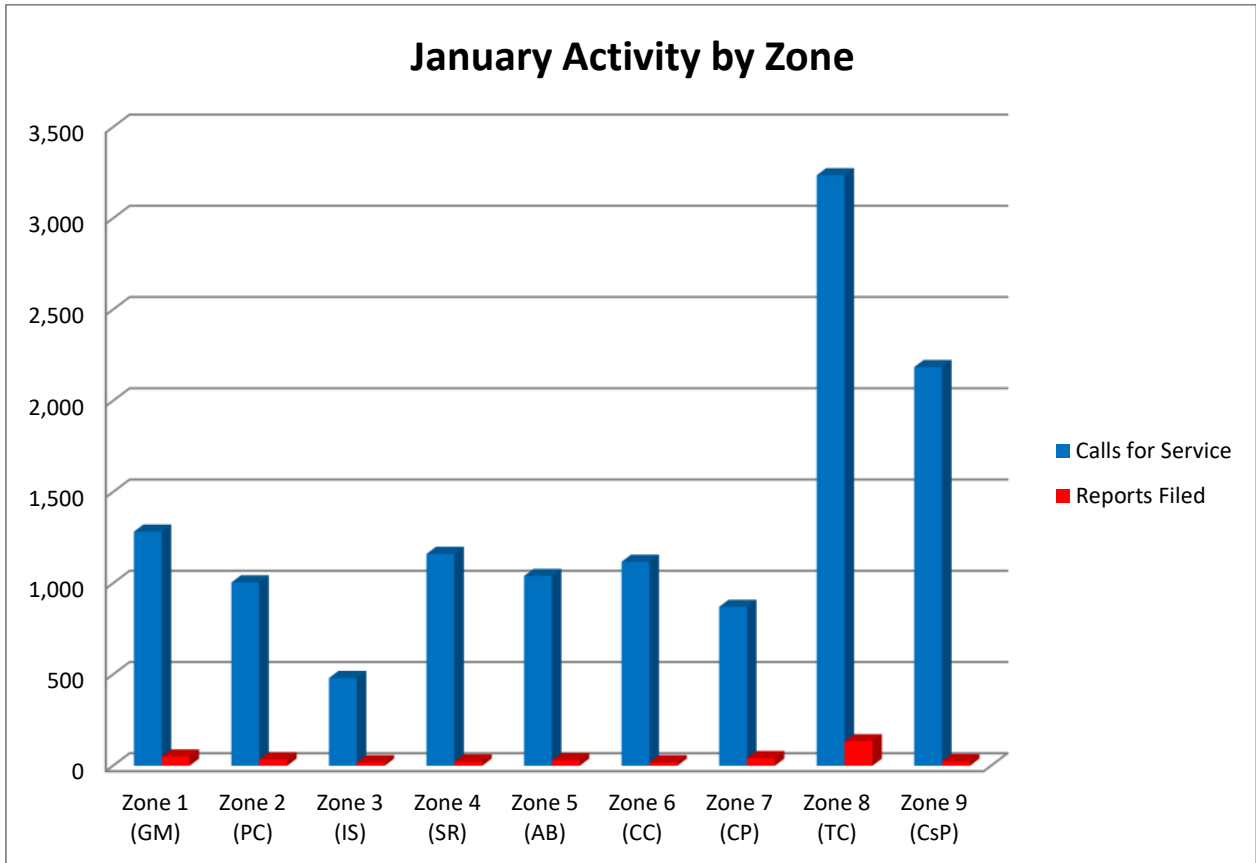
For up-to-date information, such as Press Releases and Featured Fugitives from the Montgomery County Sheriff’s Office and other law enforcement agencies that serve The Woodlands, please visit www.thewoodlandstownship-tx.gov.

You can locate recent public safety media/Press Releases on the *Resident Page*, choose “*Law Enforcement Services*” at the bottom go to “*Law Enforcement Advisories*”.

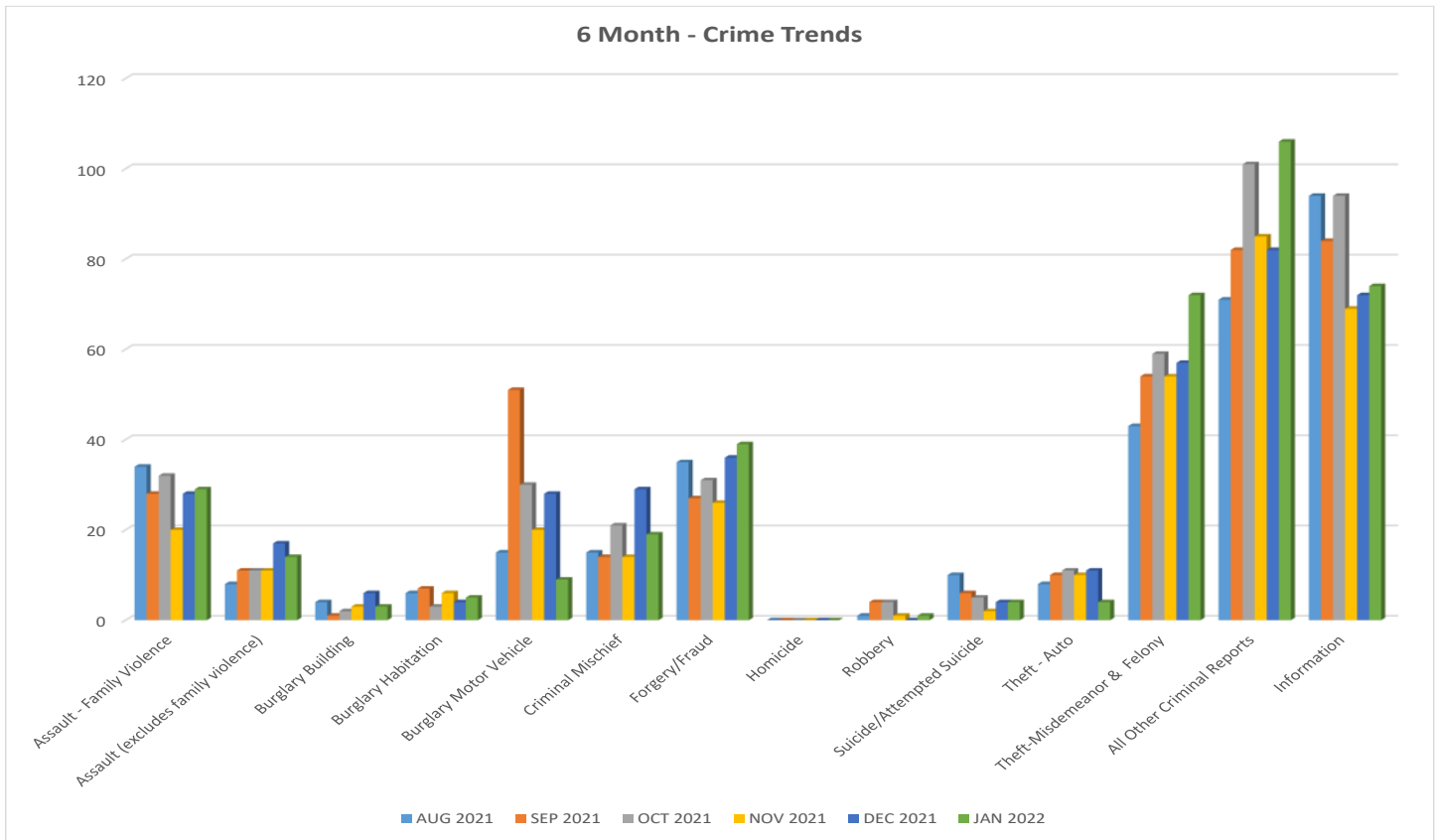
You can also sign up for The Woodlands Township Neighborhood Watch, choose “*Neighborhood Watch*” at www.thewoodlandstownship-tx.gov/neighborhoodwatch.

SUMMARY OF JANUARY ACTIVITY

January 2022 - Summary	MCSO/Township	Creekside/HCC4	Total
Calls for Service	10,195	2,185	12,380
Criminal Report Filed	354	25	379



SIX MONTH CRIME TREND



QUICK REFERENCE GUIDE FOR USING THIS REPORT

This report represents, an executive summary of activity in The Woodlands. The full report, with appendix, provides more detailed data on which the executive summary is based.

Please keep in mind that this report offers a snapshot in time for each of the months included based on the timing of when the data was provided by law enforcement. Due to the fluid nature of criminal investigation, some of the data may have developed further after the report data was released.

MCSO: Montgomery County Sheriff’s Office. Unless otherwise noted, this refers to MCSO Patrol The Woodlands Township Division.

Zones: The Woodlands Township contracts with the Montgomery County Sheriff’s Office for policing in eight policing “zones”, comprising seven residential villages and one commercial district. Together, these zones make up MCSO Patrol The Woodlands Township Division. There is also a “zone” for the Village of Creekside Park, which is policed by the Harris County Constable’s Office, Precinct 4.

- Zone 1 — Grogan’s Mill
- Zone 2 — Panther Creek
- Zone 3 — Indian Springs
- Zone 4 — Sterling Ridge
- Zone 5 — Alden Bridge
- Zone 6 — Cochran’s Crossing
- Zone 7 — College Park
- Zone 8 — Town Center (commercial)
- Zone 9 — Creekside Park

Frequently Asked Questions

- **Do call titles equal crimes committed?** No. Call Titles speak to the types of calls that are received, but an officer may make an alternate or additional finding upon review/investigation.
- **Do Criminal Statute Reports equal arrests?** No. Criminal Statute Reports indicate that an officer believes criminal activity has occurred. Depending on the situation, additional investigation may add to or negate criminal charges.
- **What is the role of the community in “Community Policing?”** To answer that question you must have knowledge of the most basic Crime Prevention teachings and the “Crime Triangle.” The Crime Triangle identifies three elements that must be present in order for crime to be committed.
 - *Desire* of a criminal to commit a crime;
 - *Ability* to commit the crime; and the
 - *Opportunity* for the crime to be committed



Fortunately, you (residents - businesses) have control over one of the elements of the Crime Triangle - *Opportunity*. By removing the opportunity for crime to occur you can break the Crime Triangle and contribute to the Community Policing effort here in The Woodlands.

- **Where can I find the full report?** This executive summary accompanied by a full appendix of reports of the Township’s contracted law enforcement services can be found on the Township website at www.thewoodlandstownship-tx.gov, go to “Law Enforcement Services” at the bottom go to “Community Policing Reports”.

Investigation of Crimes Against Children:

The Township contracts with MCSO and Montgomery County Constable’s Office - Precinct 3 for services specific to investigations of crimes against children. Both agencies receive referrals from Child Protective Services (CPS) routed to Safe Harbor. In addition to the Safe Harbor program, the Township contracts with Montgomery County Constable’s Office - Precinct 3 for an Internet Crimes Investigator position. It is understood that some cases may originate or conclude outside of the Township boundaries. The “Cases Assigned—MCSO” includes data only for cases assigned within the Township boundaries, not cases that may be assigned outside of the boundaries. The numbers in this section are not cumulative, as some cases carry over from month to month.



APPENDIX DETAILED REPORTS

MONTHLY ACTIVITY REPORT — CALLS FOR SERVICE JANUARY 2022 — ALL ZONES



COMBINED LAW ENFORCEMENT CALLS FOR SERVICE BY VILLAGE



Call Type	Grogan's Mill	Panther Creek	Indian Springs	Sterling Ridge	Alden Bridge	Cochran's Crossing	College Park	Town Center	Creekside Park	Total
911 CALLS	4	6	0	3	6	2	8	19	0	48
ALARMS	40	17	23	48	33	34	14	77	40	326
ANIMAL CALL	3	1	1	2	1	2	3	1	3	17
ASSAULT	0	0	0	1	1	1	2	2	0	7
ASSAULT (AGGRAVATED)	0	0	0	0	0	0	0	0	0	0
ASSAULT (FAMILY VIOLENCE)	6	6	1	3	3	2	1	6	1	29
ASSAULT (SEXUAL)	1	0	0	0	2	1	1	2	0	7
ASSIST CALLS	28	13	5	6	10	7	11	26	0	106
BURGLARY	1	0	1	0	0	2	1	3	0	8
BURGLARY (MOTOR VEHICLE)	0	0	2	2	0	0	0	4	1	9
CRIMINAL MISCHIEF	3	2	5	2	3	0	0	4	1	20
CRIMINAL TRESPASS	1	1	0	0	0	0	2	0	0	4
DIRECTED PATROL	526	263	132	534	460	506	429	1,149	767	4,766
DISTURBANCE	45	16	7	28	26	6	21	33	25	207
DOA (JP CALLS)	4	4	1	1	0	0	2	0	0	12
FACILITY CHECK	38	22	6	2	13	7	18	48	633	787
FORGERY / FRAUD	5	2	1	4	6	7	1	8	5	39
HARASSMENT	4	3	0	1	3	0	0	1	2	14
HOMICIDE	0	0	0	0	0	0	0	0	0	0
KIDNAPPING	0	0	0	0	0	0	0	0	0	0
MISSING PERSON (ADULT)	0	0	0	0	0	0	0	1	0	1
MISSING PERSON (JUVENILE)	2	0	0	0	0	0	2	0	0	4
NARCOTICS	4	2	2	0	1	0	1	3	0	13
PROWLER	0	0	0	0	0	0	0	0	0	0
PUBLIC INTOXICATION	0	1	0	0	0	0	0	6	0	7
PUBLIC SERVICE (INFO/CIVIL)	62	46	26	42	77	29	43	164	116	605
ROBBERY	1	0	0	0	0	0	0	0	0	1
SHOPLIFTING	0	0	0	1	0	0	15	17	0	33
SUICIDE (ATTEMPTED)	0	0	0	0	1	0	1	2	0	4
SUSPICIOUS PERSON	16	5	11	8	17	7	21	31	6	122
SUSPICIOUS VEHICLE	14	11	3	6	7	7	13	15	13	89
THEFT	1	6	2	3	6	2	7	43	2	72
TRAFFIC (D.U.I.D. & D.W.I.)	4	4	2	0	2	1	1	9	1	24
TRAFFIC ACCIDENT (MAJOR)	0	1	2	1	0	0	2	0	0	6
TRAFFIC ACCIDENT (MINOR)	7	7	18	7	10	9	19	42	11	130
TRAFFIC ENFORCEMENT	259	343	117	259	228	190	102	447	145	2,090
TRAFFIC HAZARD	10	12	18	10	6	13	4	31	1	105
VACATION WATCH	74	112	17	115	24	65	21	0	169	597
VEHICLE THEFT-RECOVERY	0	1	0	0	0	1	0	3	0	5
WELFARE CHECK	70	54	17	23	22	19	29	61	5	300
ALL OTHER CALLS	50	44	61	49	72	198	76	978	238	1,766
TOTAL INCIDENTS	1,283	1,005	481	1,161	1,040	1,118	871	3,236	2,185	12,380
ARRESTS (MISDEMEANOR)	16	15	6	5	5	4	22	57	0	130
ARRESTS (FELONY)	5	4	4	0	2	1	5	20	0	41

MONTHLY ACTIVITY REPORT — CALLS FOR SERVICE JANUARY 2021 — ALL ZONES



COMBINED LAW ENFORCEMENT CALLS FOR SERVICE BY VILLAGE



Call Type	Grogan's Mill	Panther Creek	Indian Springs	Sterling Ridge	Alden Bridge	Cochran's Crossing	College Park	Town Center	Creekside Park	Total
911 CALLS	1	3	2	0	2	4	9	27	1	49
ALARMS	17	24	16	47	21	28	24	38	29	244
ANIMAL CALL	5	1	0	2	0	1	2	0	5	16
ASSAULT	0	0	0	1	0	0	3	2	0	6
ASSAULT (AGGRAVATED)	0	0	0	0	0	0	0	0	0	0
ASSAULT (FAMILY VIOLENCE)	10	4	1	1	2	0	1	2	0	21
ASSAULT (SEXUAL)	1	0	0	0	0	0	1	1	0	3
ASSIST CALLS	9	19	6	10	14	3	8	16	0	85
BURGLARY	6	0	0	0	0	0	2	1	0	9
BURGLARY (MOTOR VEHICLE)	2	3	3	1	1	2	0	3	2	17
CRIMINAL MISCHIEF	3	5	1	2	0	0	1	4	0	16
CRIMINAL TRESPASS	1	1	0	0	1	1	1	1	0	6
DIRECTED PATROL	415	408	407	784	499	388	507	904	592	4,904
DISTURBANCE	37	31	10	22	23	5	15	22	21	186
DOA (JP CALLS)	2	0	0	3	2	0	1	0	0	8
FACILITY CHECK	25	12	6	14	23	6	34	51	513	684
FORGERY / FRAUD	5	5	4	8	8	3	0	10	3	46
HARASSMENT	1	0	0	1	0	0	0	1	2	5
HOMICIDE	0	0	0	0	0	0	0	0	0	0
KIDNAPPING	0	0	0	0	0	0	0	0	0	0
MISSING PERSON (ADULT)	0	1	0	0	0	0	0	0	0	1
MISSING PERSON (JUVENILE)	1	1	2	0	0	1	0	0	0	5
NARCOTICS	1	3	1	0	6	0	0	1	0	12
PROWLER	0	0	0	0	0	0	0	0	0	0
PUBLIC INTOXICATION	3	0	0	1	2	0	1	2	0	9
PUBLIC SERVICE (INFO/CIVIL)	66	53	19	44	55	25	34	147	80	523
ROBBERY	0	0	0	0	0	0	1	0	0	1
SHOPLIFTING	0	0	0	7	1	0	4	8	0	20
SUICIDE (ATTEMPTED)	2	1	1	0	0	0	0	0	0	4
SUSPICIOUS PERSON	12	16	7	17	12	11	12	18	10	115
SUSPICIOUS VEHICLE	10	10	7	6	8	3	7	27	19	97
THEFT	5	5	0	7	7	1	6	28	3	62
TRAFFIC (D.U.I.D. & D.W.I.)	2	2	5	3	0	2	1	2	0	17
TRAFFIC ACCIDENT (MAJOR)	2	0	0	0	0	0	0	2	0	4
TRAFFIC ACCIDENT (MINOR)	5	9	9	9	15	5	14	33	3	102
TRAFFIC ENFORCEMENT	60	334	180	230	184	163	97	316	179	1,743
TRAFFIC HAZARD	2	14	16	9	6	5	4	22	3	81
VACATION WATCH	30	17	22	59	11	16	28	1	0	184
VEHICLE THEFT	2	0	0	0	0	0	0	1	0	3
VEHICLE THEFT-RECOVERY	0	0	0	0	1	0	0	0	0	1
WELFARE CHECK	37	49	14	30	27	17	36	44	15	269
ALL OTHER CALLS	73	41	62	52	66	217	64	744	265	1,584
TOTAL INCIDENTS	853	1,072	801	1,370	997	907	918	2,479	1,745	11,142
ARRESTS (MISDEMEANOR)	17	11	4	23	10	3	16	89	0	173
ARRESTS (FELONY)	6	1	0	6	0	1	3	26	1	44

ALPHA & OMEGA MOUNTED PATROL



- In January 2022 Mounted Patrol provided customer service and assisted security and law enforcement when appropriate.
 - **International Visitors:** Canada, Denmark,, Mexico, and Nigeria
 - **Out-of-State Visitors:** Alabama, Alaska, Arizona, Arkansas, California, Colorado, Delaware, Florida, Georgia, Idaho, Illinois, Indiana, Iowa, Kansas, Kentucky, Louisiana, Maryland, Michigan, Minnesota, Mississippi, Missouri, Montana, Nebraska, Nevada, New Jersey, New Mexico, New York, North Carolina, North Dakota, Ohio, Oklahoma, Oregon, Pennsylvania, South Carolina, Tennessee, Utah, Virginia, Washington, Wisconsin, and Wyoming

Alpha & Omega Mounted	JAN 2022	JAN 2021		YTD 2022	YTD 2021
Car Alarm Checks	108	247		108	247
Lost Vehicles	59	60		59	60
Lockouts	1	8		1	8
Unsecured Vehicles	11	39		11	39
Directions	707	1,292		707	1,292
Handicap Parking	130	399		130	399
Customer Assists	52	430		52	430
Law Enforcement Assists	18	49		18	49
Security Assists	47	186		47	186

MONTGOMERY COUNTY JUSTICE COURT, PRECINCT 3



Justice of the Peace Court - 3	NOV 2021	DEC 2021	YTD 2021
New Class "C" Misdemeanor Charges Filed	1,795	1,603	18,893
Cases Set on Criminal Docket	1,045	861	9,778
Criminal Cases Pending	4,016	4,079	49,640
Civil Cases on Docket	1,045	1,029	13,611
Arrest Warrants Issued	0	20	56
Total Revenues Collected for Month	\$218,812.00	\$222,879.00	\$3,160,992.00

Please note: Monthly statistics for this agency typically run one month behind.

MONTGOMERY COUNTY CONSTABLE'S OFFICE, PRECINCT 3 — ICI

THE WOODLANDS TOWNSHIP	JAN 2022	JAN 2021		YTD 2022	YTD 2021
Internet Crimes Investigator					
Search Warrants	1	1		1	1
New Cases Assigned	5	3		5	3
Felony Charge(s) Filed	0	1		0	1
Misdemeanor Charge(s) Filed	0	0		0	0
Total Charges	0	1		0	1



MONTGOMERY COUNTY SHERIFF'S OFFICE AND MONTGOMERY COUNTY CONSTABLE'S OFFICE, PRECINCT 3 — CHILDREN'S SAFE HARBOR THROUGH THE WOODLANDS TOWNSHIP

Children's Safe Harbor	JAN 2022	JAN 2021		YTD 2022	YTD 2021
Cases Assigned - MCSO (Woodlands only)	4	3		4	3
Cases Assigned - MCCO-P3	7	8		7	8
Total Safe Harbor - Township Assigned	11	11		11	11
Total (All) Safe Harbor Cases - Assigned	15	24		15	24
Total Charges Filed (Township)	0	2		0	2



CHARGES FILED—ICI & SAFE HARBOR

Crimes Against Children	OCT 2021	NOV 2021	DEC 2021	JAN 2022
Charges Filed - Internet Crimes	2	4	0	0
Charges Filed - Safe Harbor	2	1	1	0
TOTAL CHARGES FILED	4	5	1	0



ABOUT THE TOWNSHIP'S LAW ENFORCEMENT SERVICES

The Woodlands Township is a special purpose district providing municipal types of services to The Woodlands community. By law, The Woodlands Township cannot directly employ law enforcement officers; however, the Township contracts for supplemental law enforcement services in Montgomery County through a contract with the Montgomery County Sheriff's Office and in Harris County through a contract with Harris County Constable's Office, Precinct 4. The counties provide community policing services in eight residential zones and the tourism-oriented zone located in Town Center. All zones have full-time deputies providing 24/7 coverage. The Township also contracts with the Montgomery County Constable's Office, Precinct 3 for investigators specifically assigned to investigate crimes against children.

In addition to the Township's county contracted community-policing deputies, the counties also provide services as needed in the detective operation, administrative support, special services, SWAT team, training, recruitment, traffic control, identification – crime lab, communications, sex offender division, fleet operations, jail division, auto theft and other areas through the county tax levy.

INTERESTED IN LEARNING MORE?

For up-to-date information, such as Press Releases and Featured Fugitives from the Montgomery County Sheriff's Office and other law enforcement agencies that serve The Woodlands, please visit www.thewoodlandstownship-tx.gov.

You can locate recent public safety media/Press Releases on the *Resident Page*, choose "Law Enforcement Services" at the bottom go to "Law Enforcement Advisories".

You can also sign up for The Woodlands Township Neighborhood Watch under "Neighborhood Watch" at www.thewoodlandstownship-tx.gov/neighborhoodwatch.