

March 24, 2022

LAW ENFORCEMENT SERVICES

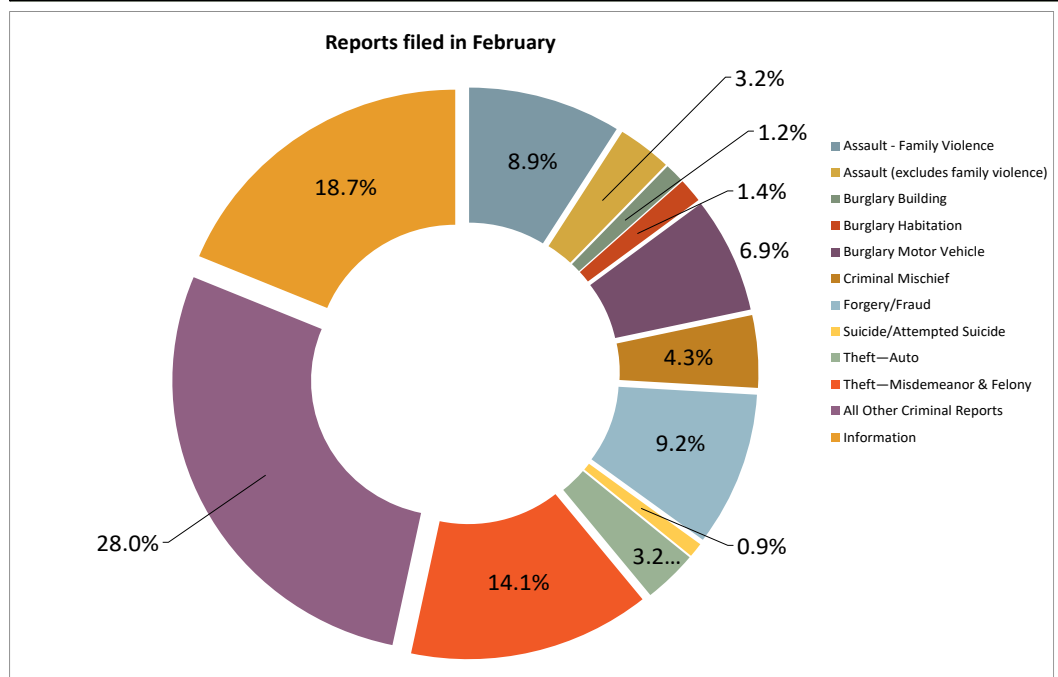


CRIME CATEGORIES OF NOTE

Crime Categories of Note combine crime data from both Harris and Montgomery Counties

INSIDE THIS ISSUE:	
Crime Categories of Note by Village 2022 — 2021	2
Crime Comparison Chart 2022 — 2021	3
Summary of Monthly Activity 2022	4
Crime Trends	5
Six Month Crime Trend & Reference Guide	6
Calls for Service	7

Crime Category of Note	NOV 2021	DEC 2021	JAN 2022	FEB 2022
Assault - Family Violence	20	28	29	31
Assault (excludes family violence)	11	17	14	11
Burglary Building	3	6	3	4
Burglary Habitation	6	4	5	5
Burglary Motor Vehicle	20	28	9	24
Criminal Mischief	14	29	19	15
Forgery/Fraud	26	36	39	32
Homicide	0	0	0	0
Robbery	1	0	1	0
Suicide/Attempted Suicide	2	4	4	3
Theft - Auto	10	11	4	11
Theft-Misdemeanor & Felony	54	57	72	49
All Other Criminal Reports	85	82	106	97
Information	69	72	74	65
TOTAL	321	374	379	347



CRIME CATEGORIES OF NOTE — BY VILLAGE/ZONE FEBRUARY 2022 AND 2021



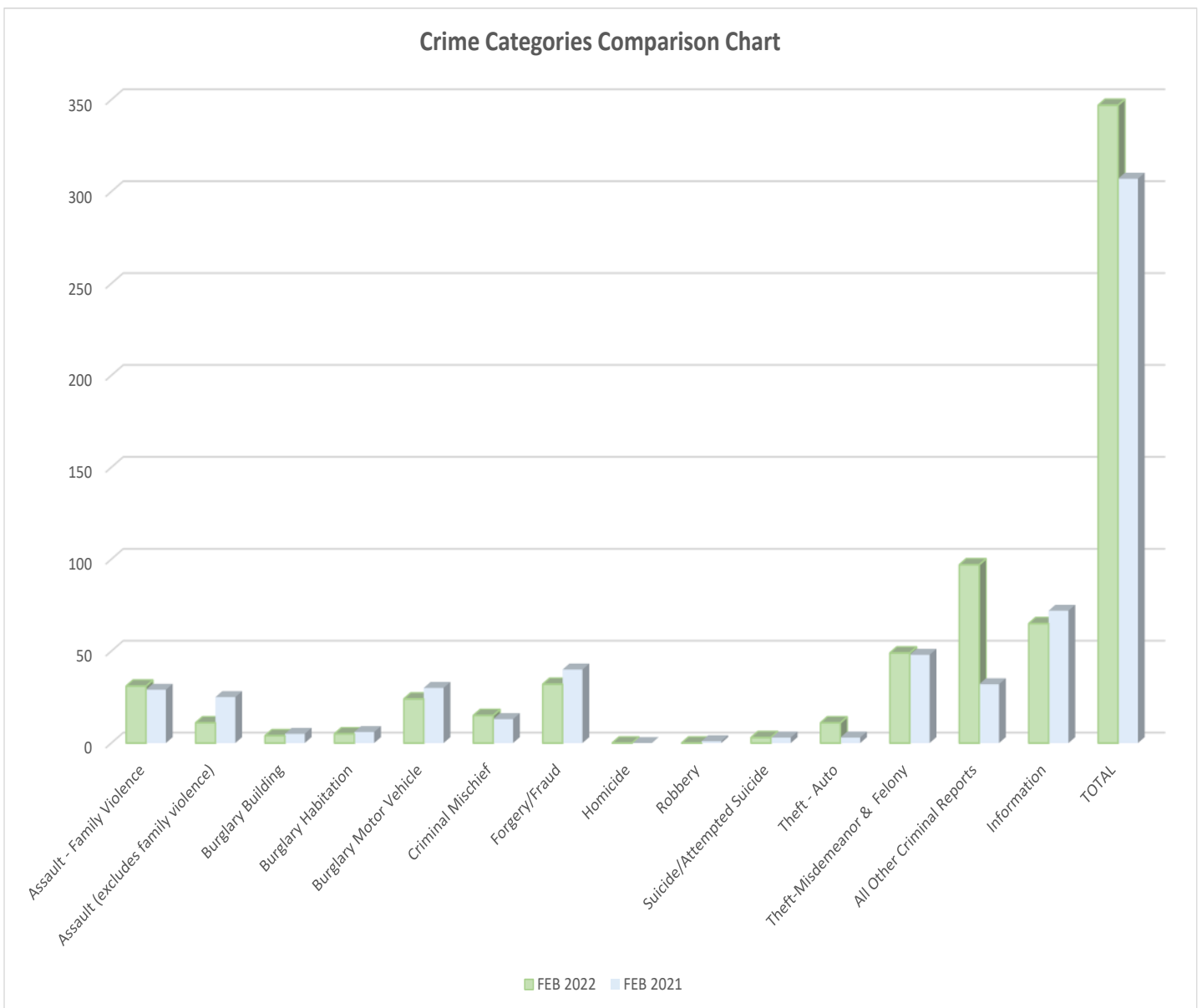
CRIME CATEGORIES OF NOTE — 2022

Crime Categories of Note	Grogan's Mill	Panther Creek	Indian Spring	Sterling Ridge	Alden Bridge	Cochran's Crossing	College Park	Town Center	Creekside Park	TOTAL
Assault - Family Violence	11	2	1	1	5	1	5	3	2	31
Assault (excludes family violence)	2	2	0	0	1	0	0	2	4	11
Burglary Building	0	0	1	1	0	1	1	0	0	4
Burglary Habitation	2	2	0	0	0	0	0	0	1	5
Burglary Motor Vehicle	11	0	0	2	1	1	2	4	3	24
Criminal Mischief	2	0	0	0	2	2	2	7	0	15
Forgery/Fraud	3	4	2	2	4	2	2	10	3	32
Homicide	0	0	0	0	0	0	0	0	0	0
Robbery	0	0	0	0	0	0	0	0	0	0
Suicide/Attempted Suicide	1	0	0	0	1	0	0	1	0	3
Theft - Auto	0	0	0	1	0	0	2	3	5	11
Theft-Misdemeanor & Felony	7	4	1	2	3	2	9	20	1	49
All Other Criminal Reports	15	8	7	2	10	2	21	28	4	97
Information	15	7	1	3	8	4	3	13	11	65
TOTAL	69	29	13	14	35	15	47	91	34	347

CRIME CATEGORIES OF NOTE — 2021

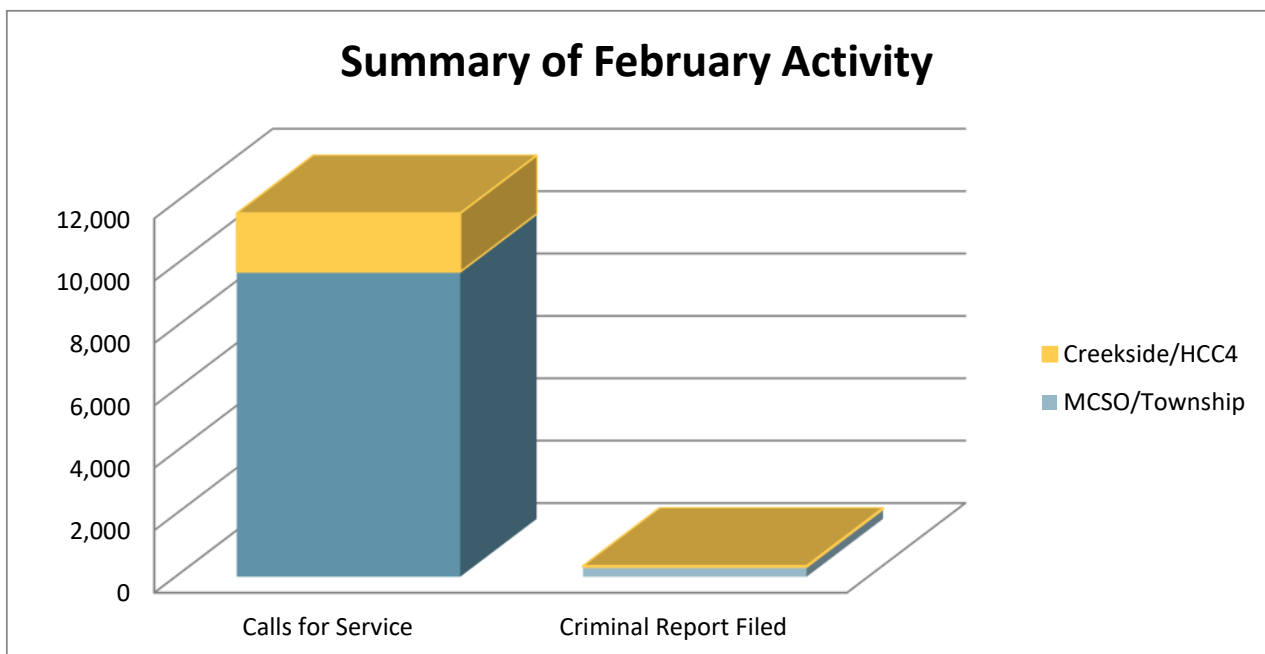
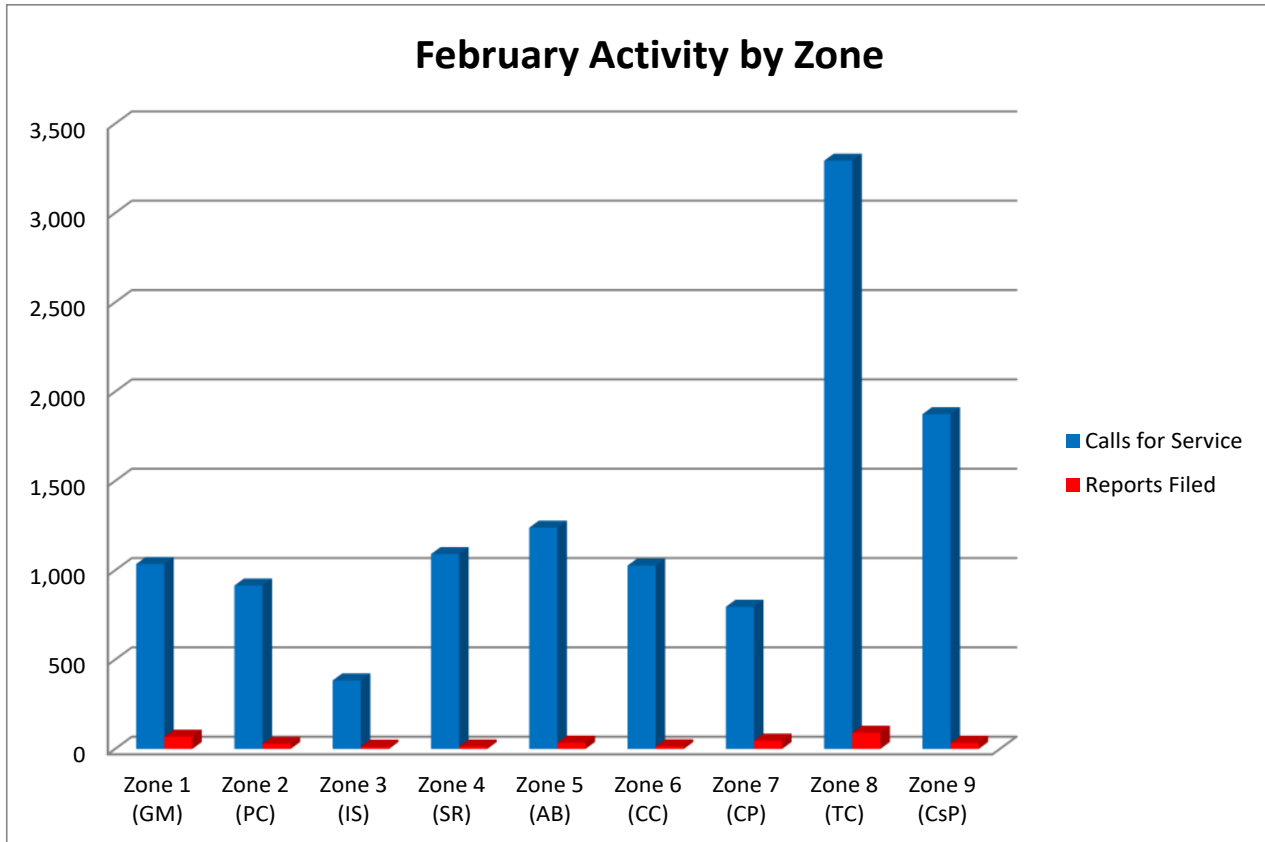
Crime Categories of Note	Grogan's Mill	Panther Creek	Indian Springs	Sterling Ridge	Alden Bridge	Cochran's Crossing	College Park	Town Center	Creekside Park	TOTAL
Assault - Family Violence	9	2	1	1	6	3	3	1	3	29
Assault (excludes family)	4	2	1	4	2	1	3	7	1	25
Burglary Building	1	0	0	0	1	0	1	0	2	5
Burglary Habitation	0	1	1	3	0	0	0	1	0	6
Burglary Motor Vehicle	4	3	7	6	6	1	0	1	2	30
Criminal Mischief	4	1	2	1	0	2	0	3	0	13
Forgery/Fraud	8	3	5	5	1	7	1	8	2	40
Homicide	0	0	0	0	0	0	0	0	0	0
Robbery	0	0	0	1	0	0	0	0	0	1
Suicide/Attempted Suicide	0	0	1	0	0	0	0	0	2	3
Theft - Auto	0	0	0	1	0	0	0	2	0	3
Theft-Misdemeanor & Felony	5	1	2	3	3	1	7	20	6	48
All Other Criminal Reports	3	3	1	3	1	3	3	11	4	32
Information	15	10	4	6	7	5	5	13	7	72
TOTAL	53	26	25	34	27	23	23	67	29	307

CRIME COMPARISON CHART FEBRUARY 2022 — 2021

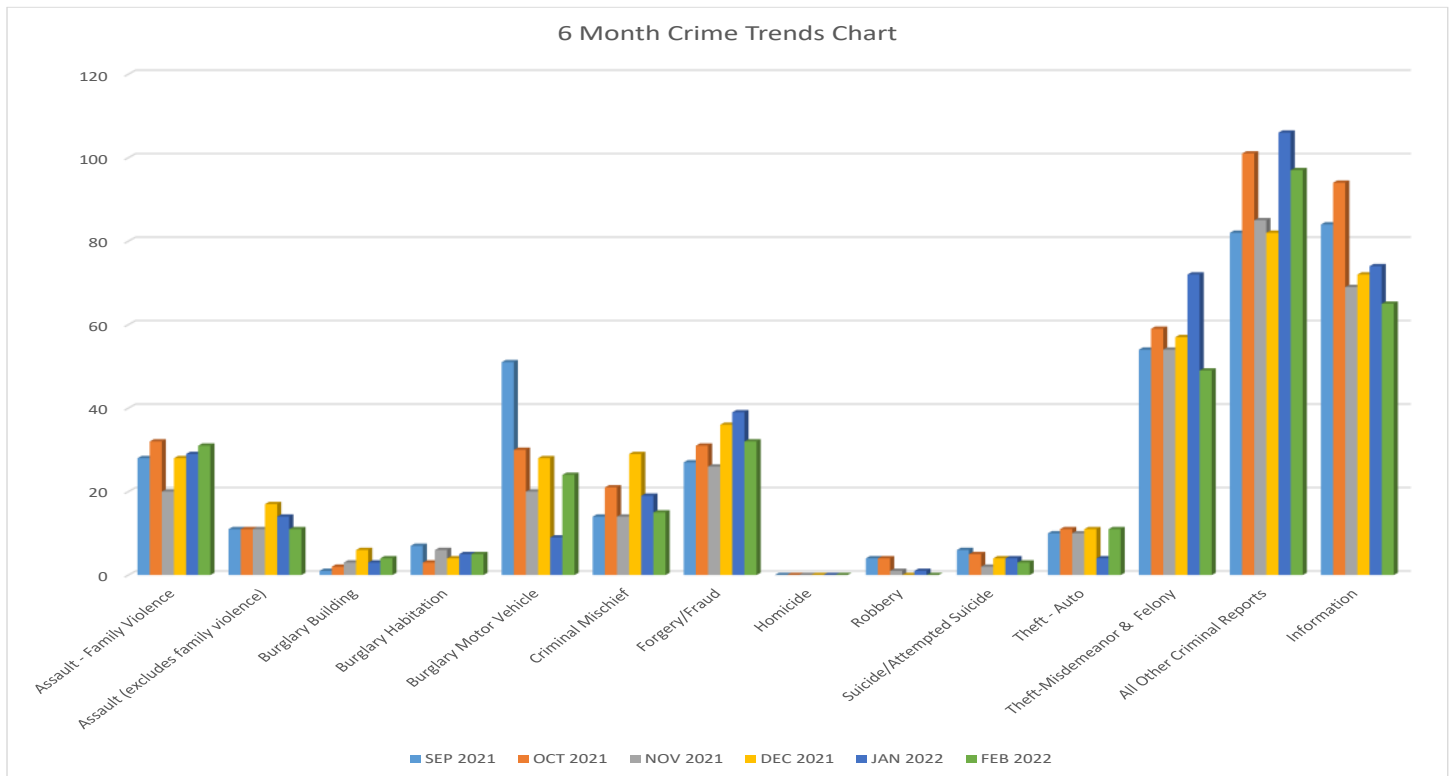


SUMMARY OF FEBRUARY ACTIVITY

February 2022 - Summary	MCSO/Township	Creekside/HCC4	Total
Calls for Service	9,780	1,874	11,654
Criminal Report Filed	313	34	347



SIX MONTH CRIME TREND



QUICK REFERENCE GUIDE FOR USING THIS REPORT

This report represents, an executive summary of activity in The Woodlands. The full report, with appendix, provides more detailed data on which the executive summary is based.

Please keep in mind that this report offers a snapshot in time for each of the months included based on the timing of when the data was provided by law enforcement. Due to the fluid nature of criminal investigation, some of the data may have developed further after the report data was released.

MCSO: Montgomery County Sheriff’s Office. Unless otherwise noted, this refers to MCSO Patrol The Woodlands Township Division.

Zones: The Woodlands Township contracts with the Montgomery County Sheriff’s Office for policing in eight policing “zones”, comprising seven residential villages and one commercial district. Together, these zones make up MCSO Patrol The Woodlands Township Division. There is also a “zone” for the Village of Creekside Park, which is policed by the Harris County Constable’s Office, Precinct 4.

- Zone 1 — Grogan’s Mill
- Zone 2 — Panther Creek
- Zone 3 — Indian Springs
- Zone 4 — Sterling Ridge
- Zone 5 — Alden Bridge
- Zone 6 — Cochran’s Crossing
- Zone 7 — College Park
- Zone 8 — Town Center (commercial)
- Zone 9 — Creekside Park

Frequently Asked Questions

- **Do call titles equal crimes committed?**
No. Call Titles speak to the types of calls that are received, but an officer may make an alternate or additional finding upon re-view/investigation.
- **Do Criminal Statute Reports equal arrests?** No. Criminal Statute Reports indicate that an officer believes criminal activity has occurred. Depending on the situation, additional investigation may add to or negate criminal charges.

- **What is the role of the community in “Community Policing?”** To answer that question you must have knowledge of the most basic Crime Prevention teachings and the “Crime Triangle.” The Crime Triangle identifies three elements that must be present in order for crime to be committed.



- *Desire* of a criminal to commit a crime;
- *Ability* to commit the crime; and the
- *Opportunity* for the crime to be committed

Fortunately, you (residents - businesses) have control over one of the elements of the Crime Triangle - *Opportunity*. By removing the opportunity for crime to occur you can break the Crime Triangle and contribute to the Community Policing effort here in The Woodlands.



- **Where can I find the full report?** This executive summary accompanied by a full appendix of reports of the Township’s contracted law enforcement services can be found on the Township website at www.thewoodlandstownship-tx.gov, go to “Law Enforcement Services” at the bottom go to “Community Policing Reports”.

APPENDIX DETAILED REPORTS

MONTHLY ACTIVITY REPORT — CALLS FOR SERVICE FEBRUARY 2022 — ALL ZONES



COMBINED LAW ENFORCEMENT CALLS FOR SERVICE BY VILLAGE



Call Type	Grogan's Mill	Panther Creek	Indian Springs	Sterling Ridge	Alden Bridge	Cochran's Crossing	College Park	Town Center	Creekside Park	Total
911 CALLS	3	15	3	3	3	5	3	17	1	53
ALARMS	33	30	20	61	30	22	14	64	30	304
ANIMAL CALL	2	2	0	5	5	0	3	1	6	24
ASSAULT	1	1	0	0	1	0	0	1	3	7
ASSAULT (AGGRAVATED)	0	0	0	0	0	0	0	0	0	0
ASSAULT (FAMILY VIOLENCE)	11	2	1	1	5	1	5	3	2	31
ASSAULT (SEXUAL)	1	1	0	0	0	0	0	1	1	4
ASSIST CALLS	14	12	8	10	8	7	21	23	0	103
BURGLARY	2	1	1	1	0	1	1	0	1	8
BURGLARY (MOTOR VEHICLE)	12	0	0	2	1	1	2	4	3	25
CRIMINAL MISCHIEF	2	0	1	0	2	2	2	7	0	16
CRIMINAL TRESPASS	2	1	0	0	0	1	2	1	0	7
DIRECTED PATROL	452	280	122	475	562	465	343	1,214	672	4,585
DISTURBANCE	38	22	12	17	16	9	13	28	15	170
DOA (JP CALLS)	1	4	0	0	2	3	1	1	2	14
FACILITY CHECK	19	15	2	5	11	2	7	45	512	618
FORGERY / FRAUD	3	4	2	2	5	2	2	10	3	33
HARASSMENT	3	1	1	0	1	0	0	3	2	11
HOMICIDE	0	0	0	0	0	0	0	0	0	0
KIDNAPPING	0	0	0	0	0	0	0	0	0	0
MISSING PERSON (ADULT)	0	0	0	0	0	0	0	0	0	0
MISSING PERSON (JUVENILE)	0	2	0	0	0	0	0	0	1	3
NARCOTICS	3	2	1	0	2	0	2	2	0	12
PROWLER	0	0	0	0	0	0	0	0	0	0
PUBLIC INTOXICATION	1	1	0	0	1	0	0	5	0	8
PUBLIC SERVICE (INFO/CIVIL)	102	59	7	50	64	29	38	179	136	664
ROBBERY	0	0	0	0	0	0	0	0	0	0
SHOPLIFTING	0	1	0	1	0	0	20	18	0	40
SUICIDE (ATTEMPTED)	1	0	0	0	1	0	0	1	5	8
SUSPICIOUS PERSON	11	18	11	10	13	6	10	35	7	121
SUSPICIOUS VEHICLE	14	13	3	8	11	4	9	13	12	87
THEFT	7	4	1	2	3	2	9	23	1	52
TRAFFIC (D.U.I.D. & D.W.I.)	3	1	3	1	4	0	1	6	0	19
TRAFFIC ACCIDENT (MAJOR)	0	0	2	1	1	1	1	1	0	7
TRAFFIC ACCIDENT (MINOR)	6	7	15	11	20	7	15	53	2	136
TRAFFIC ENFORCEMENT	154	308	97	268	304	202	107	478	124	2,042
TRAFFIC HAZARD	4	11	15	13	26	17	8	26	7	127
VACATION WATCH	10	18	6	69	34	23	32	0	15	207
VEHICLE THEFT	0	1	0	1	0	0	2	5	0	9
WELFARE CHECK	52	39	8	25	32	16	31	59	12	274
ALL OTHER CALLS	68	39	42	49	71	199	92	966	299	1,825
TOTAL INCIDENTS	1,035	915	384	1,091	1,239	1,027	796	3,293	1,874	11,654
ARRESTS (MISDEMEANOR)	17	11	4	23	10	3	16	89	2	175
ARRESTS (FELONY)	6	1	0	6	0	1	3	26	0	43

MONTHLY ACTIVITY REPORT — CALLS FOR SERVICE FEBRUARY 2021 — ALL ZONES



COMBINED LAW ENFORCEMENT CALLS FOR SERVICE BY VILLAGE



Call Type	Grogan's Mill	Panther Creek	Indian Springs	Sterling Ridge	Alden Bridge	Cochran's Crossing	College Park	Town Center	Creekside Park	Total
911 CALLS	2	9	3	2	7	5	9	21	3	61
ALARMS	27	22	18	55	33	33	26	82	23	319
ANIMAL CALL	6	6	1	1	4	1	0	2	5	26
ASSAULT	0	0	0	4	2	1	0	4	0	11
ASSAULT (AGGRAVATED)	1	1	0	0	0	0	1	1	0	4
ASSAULT (FAMILY VIOLENCE)	11	2	1	1	6	3	3	1	1	29
ASSAULT (SEXUAL)	3	1	1	0	0	0	2	2	0	9
ASSIST CALLS	15	15	7	8	20	4	20	27	0	116
BURGLARY	1	1	1	3	1	0	1	1	2	11
BURGLARY (MOTOR VEHICLE)	4	4	7	6	6	1	0	1	2	31
CRIMINAL MISCHIEF	4	1	2	1	0	2	0	4	1	15
CRIMINAL TRESPASS	4	2	0	0	0	0	1	4	0	11
DIRECTED PATROL	438	370	321	698	462	286	494	1,137	524	4,730
DISTURBANCE	33	30	5	22	21	4	9	33	14	171
DOA (JP CALLS)	4	3	0	2	4	0	2	0	0	15
FACILITY CHECK	27	13	21	15	23	6	28	52	400	585
FORGERY / FRAUD	9	4	6	5	1	7	2	11	2	47
HARASSMENT	0	0	1	0	0	1	1	3	1	7
HOMICIDE	0	0	0	0	0	0	0	0	0	0
KIDNAPPING	0	0	0	0	0	0	0	0	0	0
MISSING PERSON (ADULT)	3	0	0	0	0	0	0	0	0	3
MISSING PERSON (JUVENILE)	1	3	0	1	0	0	0	0	0	5
NARCOTICS	0	4	2	0	1	1	2	2	0	12
PROWLER	0	0	0	0	0	0	0	0	0	0
PUBLIC INTOXICATION	2	1	1	1	0	0	0	8	0	13
PUBLIC SERVICE (INFO/CIVIL)	95	72	26	54	78	31	62	160	66	644
ROBBERY	0	0	0	1	0	0	0	0	0	1
SHOPLIFTING	0	0	0	3	0	0	0	7	0	10
SUICIDE (ATTEMPTED)	0	1	1	2	1	0	0	0	0	5
SUSPICIOUS PERSON	17	12	17	17	17	4	12	25	5	126
SUSPICIOUS VEHICLE	18	8	7	12	11	5	9	20	9	99
THEFT	7	1	2	4	4	2	7	21	6	54
TRAFFIC (D.U.I.D. & D.W.I.)	1	5	3	3	4	2	2	2	0	22
TRAFFIC ACCIDENT (MAJOR)	1	1	0	0	1	0	3	3	1	10
TRAFFIC ACCIDENT (MINOR)	6	6	14	10	14	4	16	29	7	106
TRAFFIC ENFORCEMENT	101	319	131	204	152	170	97	414	111	1,699
TRAFFIC HAZARD	6	9	9	5	13	7	6	35	8	98
VACATION WATCH	64	20	0	13	38	11	2	3	78	229
VEHICLE THEFT	0	1	2	1	0	0	1	3	0	8
WELFARE CHECK	65	41	19	44	64	20	52	61	16	382
ALL OTHER CALLS	82	73	55	59	75	202	114	922	214	1,796
TOTAL INCIDENTS	1,058	1,061	684	1,257	1,063	813	984	3,101	1,499	11,520
ARRESTS (MISDEMEANOR)	15	13	2	4	1	0	4	26	0	65
ARRESTS (FELONY)	10	10	0	1	1	3	3	13	0	41

ALPHA & OMEGA MOUNTED PATROL

In February 2022, Mounted Patrol provided customer service and assisted security and law enforcement when appropriate.

International Visitors: Canada, Italy, Mexico, Scotland, Spain and Nigeria

Out-of-State Visitors: Arizona, Arkansas, California, Colorado, Florida, Georgia, Hawaii, Idaho, Illinois, Indiana, Iowa, Kansas, Kentucky, Louisiana, Maryland, Michigan, Minnesota, Mississippi, Missouri, Montana, Nevada, New Jersey, New Mexico, New York, North Carolina, North Dakota, Oklahoma, Oregon, Pennsylvania, Tennessee, Utah, Washington, Wisconsin, and Wyoming

Alpha & Omega Mounted	FEB 2022	FEB 2021		YTD 2022	YTD 2021
Car Alarm Checks	204	285		312	532
Lost Vehicles	67	80		126	140
Lockouts	1	12		2	20
Unsecured Vehicles	15	42		26	81
Directions	634	1,453		1,341	2,745
Handicap Parking	168	462		298	861
Customer Assists	43	516		95	946
Law Enforcement Assists	26	29		44	78
Security Assists	42	204		89	390

MONTGOMERY COUNTY JUSTICE COURT, PRECINCT 3

Justice of the Peace Court Precinct 3	FEB 2022	YTD 2022
New Class "C" Misdemeanor Charges Filed	1,550	3,167
Cases Set on Criminal Docket	1,061	2,169
Criminal Cases Pending	4,083	8,157
Civil Cases on Docket	986	2,037
Arrest Warrants Issued	0	0
Total Revenues Collected for Month	\$205,578.00	\$458,391.00

MONTGOMERY COUNTY SHERIFF'S OFFICE AND MONTGOMERY COUNTY CONSTABLE'S OFFICE, PRECINCT 3 —CHILDREN'S SAFE HARBOR AND INTERNET CRIMES THROUGH THE TOWNSHIP

Investigation of Crimes Against Children:

The Township contracts with MCSO and Montgomery County Constable's Office - Precinct 3 for services specific to investigations of crimes against children. Both agencies receive referrals from Child Protective Services (CPS) routed to Safe Harbor. In addition to the Safe Harbor program, the Township contracts with Montgomery County Constable's Office - Precinct 3 for an Internet Crimes Investigator position. It is understood that some cases may originate or conclude outside of the Township boundaries. The numbers in this section are not cumulative, as some cases carry over from month to month.

The Woodlands Township	FEB 2022	FEB 2021		YTD 2022	TYD 2021
MCSO - Safe Harbor - Cases Assigned	2	2		4	2
MCCO - P3 - Safe Harbor - Cases Assigned	2	3		4	11
MCCO - P3 - Internet Crimes - Cases Assigned	1	0		2	2
Total Cases	5	5		10	15
Surrounding Areas	FEB 2022	FEB 2021		YTD 2022	TYD 2021
MCSO - Safe Harbor - Cases Assigned	30	27		58	50
MCCO - P3 - Safe Harbor - Cases Assigned	6	0		11	0
MCCO - P3 - Internet Crimes - Cases Assigned	2	0		5	0
Total Cases	38	27		74	50
Charges Filed	FEB 2022	FEB 2021		YTD 2022	TYD 2021
MCSO - Felony Charge(s) Filed	8	9		21	20
MCSO - Misdemeanor Charge(s) Filed	0	0		0	0
MCCO - P3 - Felony Charge(s) Filed	5	1		5	1
MCCO - P3 - Misdemeanor Charge(s) Filed	0	0		0	0
Total Charges Filed	13	10		26	21
Search Warrants	FEB 2022	FEB 2021		YTD 2022	TYD 2021
MCSO - Search Warrants Executed	6	5		26	10
MCCO - PC 3 - Search Warrants Executed	0	N/A		1	N/A
Total Search Warrants	6	5		27	10



ABOUT THE WOODLANDS TOWNSHIP'S LAW ENFORCEMENT SERVICES

The Woodlands Township is a special purpose district providing municipal types of services to The Woodlands community. By law, The Woodlands Township cannot directly employ law enforcement officers; however, the Township contracts for supplemental law enforcement services in Montgomery County through a contract with the Montgomery County Sheriff's Office and in Harris County through a contract with Harris County Constable's Office, Precinct 4. The counties provide community policing services in eight residential zones and the tourism-oriented zone located in Town Center. All zones have full-time deputies providing 24/7 coverage. The Township also contracts with the Montgomery County Constable's Office, Precinct 3 for investigators specifically assigned to investigate crimes against children.

In addition to the Township's county contracted community-policing deputies, the counties also provide services as needed in the detective operation, administrative support, special services, SWAT team, training, recruitment, traffic control, identification – crime lab, communications, sex offender division, fleet operations, jail division, auto theft and other areas through the county tax levy.

INTERESTED IN LEARNING MORE?

For up-to-date information, such as Press Releases and Featured Fugitives from the Montgomery County Sheriff's Office and other law enforcement agencies that serve The Woodlands, please visit www.thewoodlandstownship-tx.gov.

You can locate recent public safety media/Press Releases on the *Resident Page*, choose "Law Enforcement Services" at the bottom go to "Law Enforcement Advisories".

You can also sign up for The Woodlands Township Neighborhood Watch under "Neighborhood Watch" at www.thewoodlandstownship-tx.gov/neighborhoodwatch.