

April 21, 2022

LAW ENFORCEMENT SERVICES

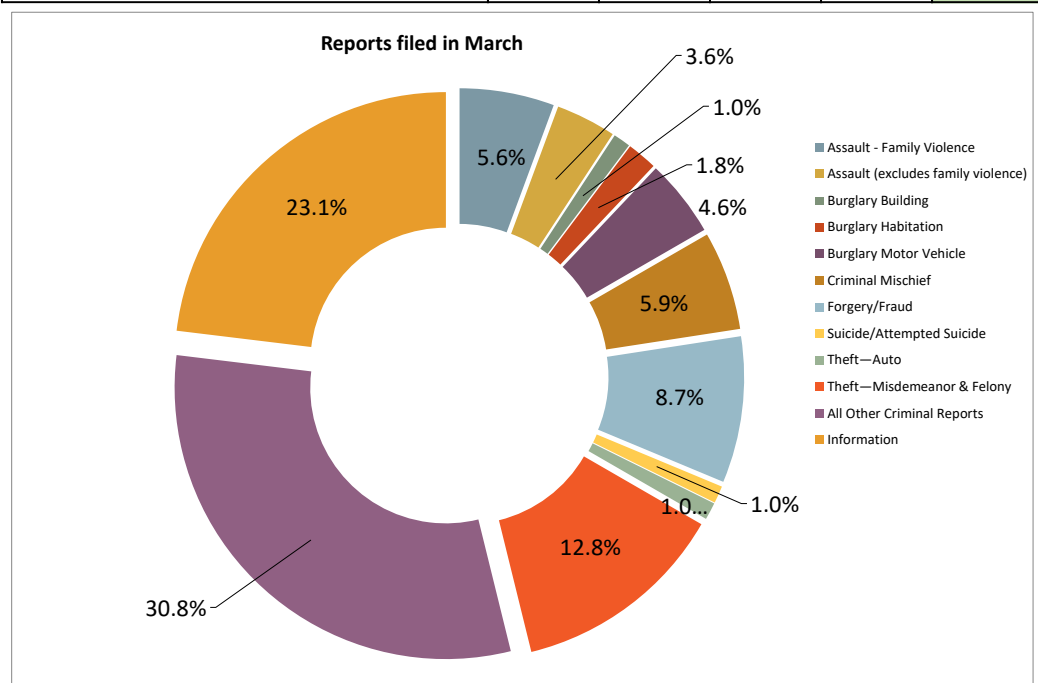


CRIME CATEGORIES OF NOTE

Crime Categories of Note combine crime data from both Harris and Montgomery Counties

INSIDE THIS ISSUE:	
Crime Categories of Note by Village 2022 — 2021	2
Crime Comparison Chart 2022 — 2021	3
Summary of Monthly Activity 2022	4
Crime Trends	5
Six Month Crime Trend & Reference Guide	6
Calls for Service	7

Crime Categories of Note	DEC 2021	JAN 2022	FEB 2022	MAR 2022	YTD 2022
Assault - Family Violence	28	29	31	22	82
Assault (excludes family violence)	17	14	11	14	39
Burglary Building	6	3	4	4	11
Burglary Habitation	4	5	5	7	17
Burglary Motor Vehicle	28	9	24	18	51
Criminal Mischief	29	19	15	23	57
Forgery/Fraud	36	39	32	34	105
Homicide	0	0	0	0	0
Robbery	0	1	0	2	3
Suicide/Attempted Suicide	4	4	3	4	11
Theft - Auto	11	4	11	4	19
Theft-Misdemeanor & Felony	57	72	49	50	171
All Other Criminal Reports	82	106	97	120	323
Information	72	74	65	90	229
TOTAL	374	379	347	392	1,118



CRIME CATEGORIES OF NOTE — BY VILLAGE/ZONE

MARCH 2022 AND 2021



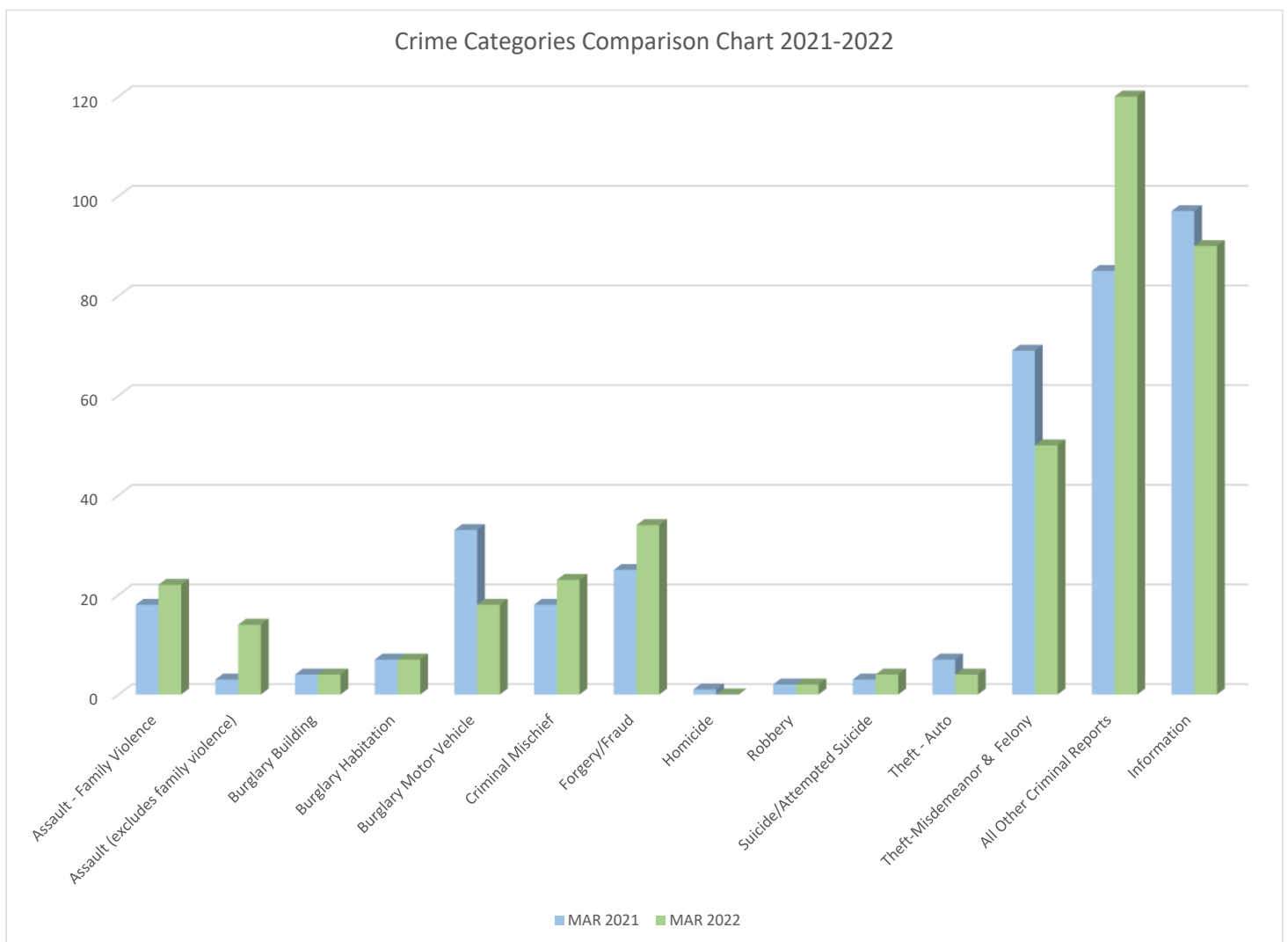
CRIME CATEGORIES OF NOTE — 2022

Crime Categories of Note	Grogan's Mill	Panther Creek	Indian Springs	Sterling Ridge	Alden Bridge	Cochran's Crossing	College Park	Town Center	Creekside Park	Total
Assault - Family Violence	6	3	1	0	5	1	1	5	0	22
Assault (excludes family violence)	2	1	0	1	2	3	3	2	0	14
Burglary Building	1	1	0	0	0	0	0	2	0	4
Burglary Habitation	4	0	0	0	0	0	0	2	1	7
Burglary Motor Vehicle	5	0	0	1	0	5	1	3	3	18
Criminal Mischief	3	2	0	2	3	3	1	9	0	23
Forgery/Fraud	3	4	3	0	8	3	2	4	7	34
Homicide	0	0	0	0	0	0	0	0	0	0
Robbery	1	0	0	0	0	0	1	0	0	2
Suicide/Attempted Suicide	0	0	0	0	0	0	1	0	3	4
Theft - Auto	0	1	0	0	1	0	0	2	0	4
Theft-Misdemeanor & Felony	2	10	2	4	2	0	9	19	2	50
All Other Criminal Reports	14	12	8	4	10	6	23	36	7	120
Information	18	11	1	10	7	3	13	17	10	90
Total	59	45	15	22	38	24	55	101	33	392

CRIME CATEGORIES OF NOTE — 2021

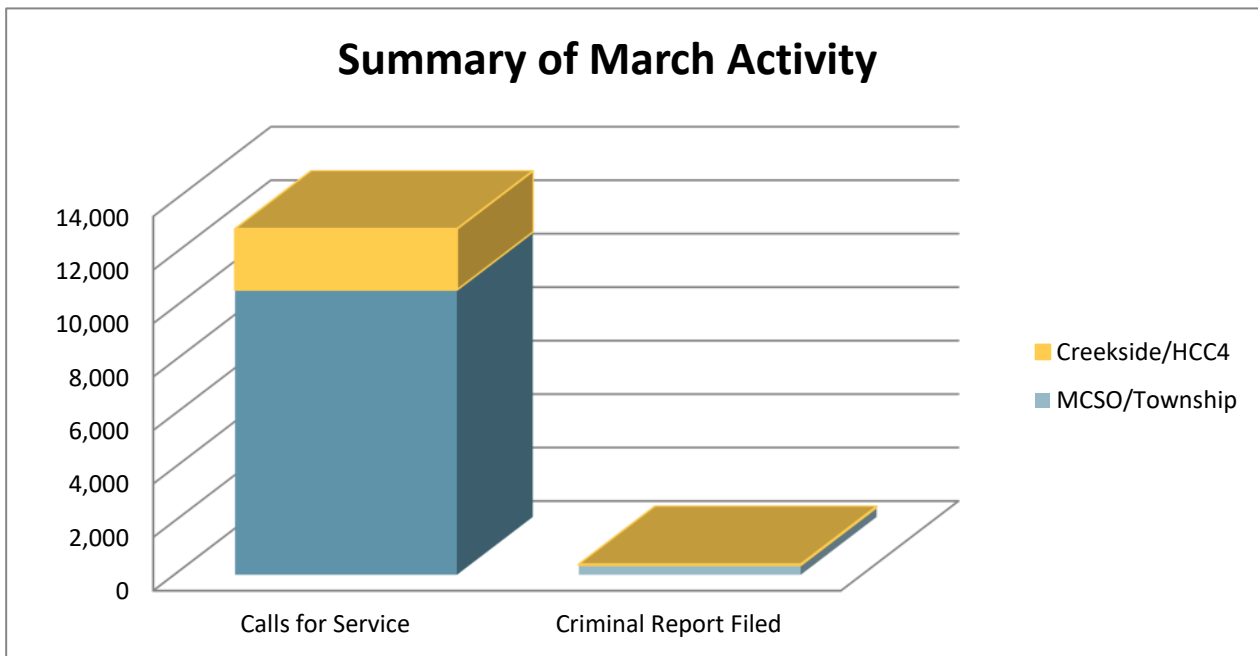
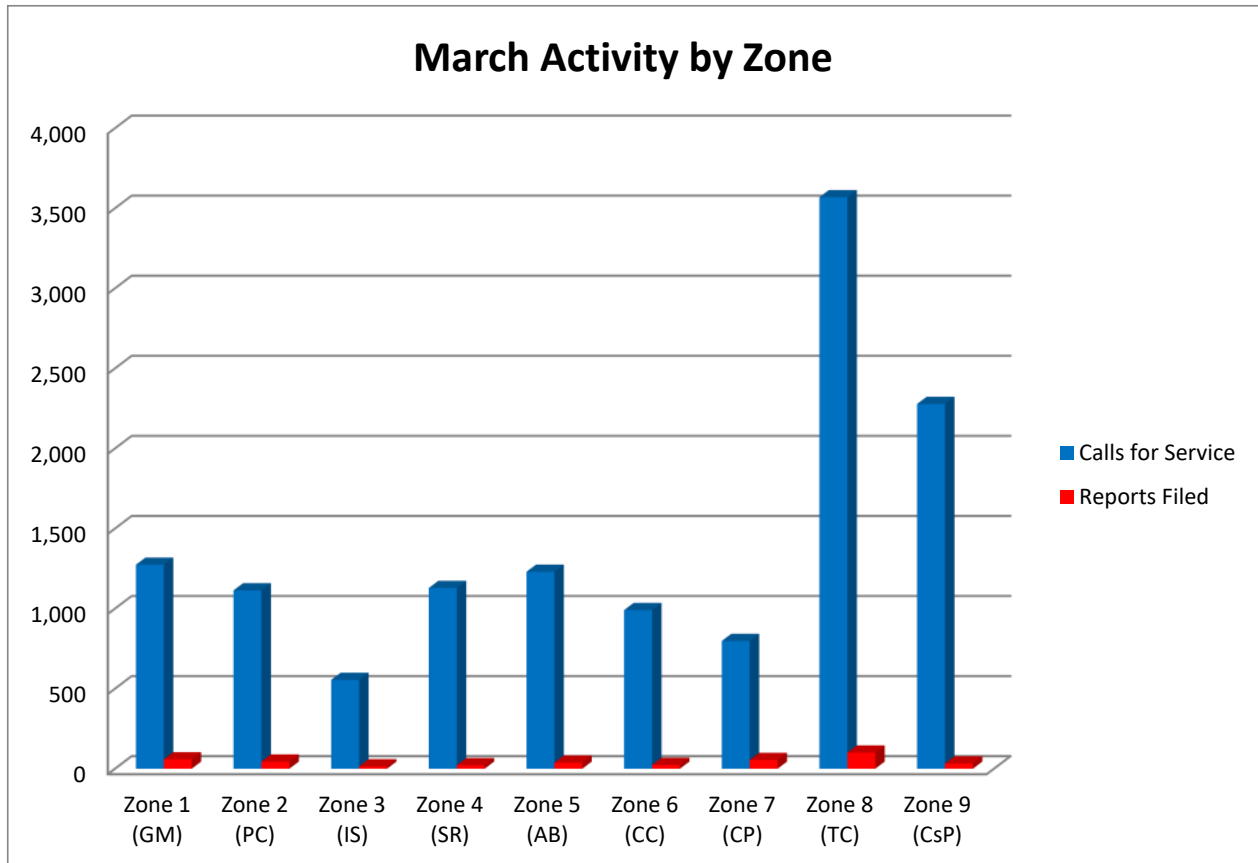
Crime Categories of Note	Grogan's Mill	Panther Creek	Indian Springs	Sterling Ridge	Alden Bridge	Cochran's Crossing	College Park	Town Center	Creekside Park	Total
Assault - Family Violence	4	4	3	3	3	1	2	2	2	24
Assault (excludes family violence)	5	3	0	2	3	2	0	7	1	23
Burglary Building	0	0	0	0	0	0	1	1	0	2
Burglary Habitation	2	0	0	0	1	1	0	0	0	4
Burglary Motor Vehicle	0	2	1	0	2	2	1	0	1	9
Criminal Mischief	1	2	2	1	1	0	1	0	1	9
Forgery/Fraud	15	12	2	8	9	5	1	6	6	64
Homicide	0	0	0	0	0	0	0	1	0	1
Robbery	0	0	0	0	1	0	0	0	0	1
Suicide/Attempted Suicide	1	1	0	1	0	0	0	0	1	4
Theft - Auto	2	0	0	1	0	0	0	2	0	5
Theft-Misdemeanor & Felony	6	3	2	4	3	1	3	20	2	44
All Other Criminal Reports	10	3	2	7	3	3	5	16	3	52
Information	9	9	0	5	4	4	2	13	7	53
Total	55	39	12	32	30	19	16	68	24	295

CRIME COMPARISON CHART MARCH 2022 — 2021

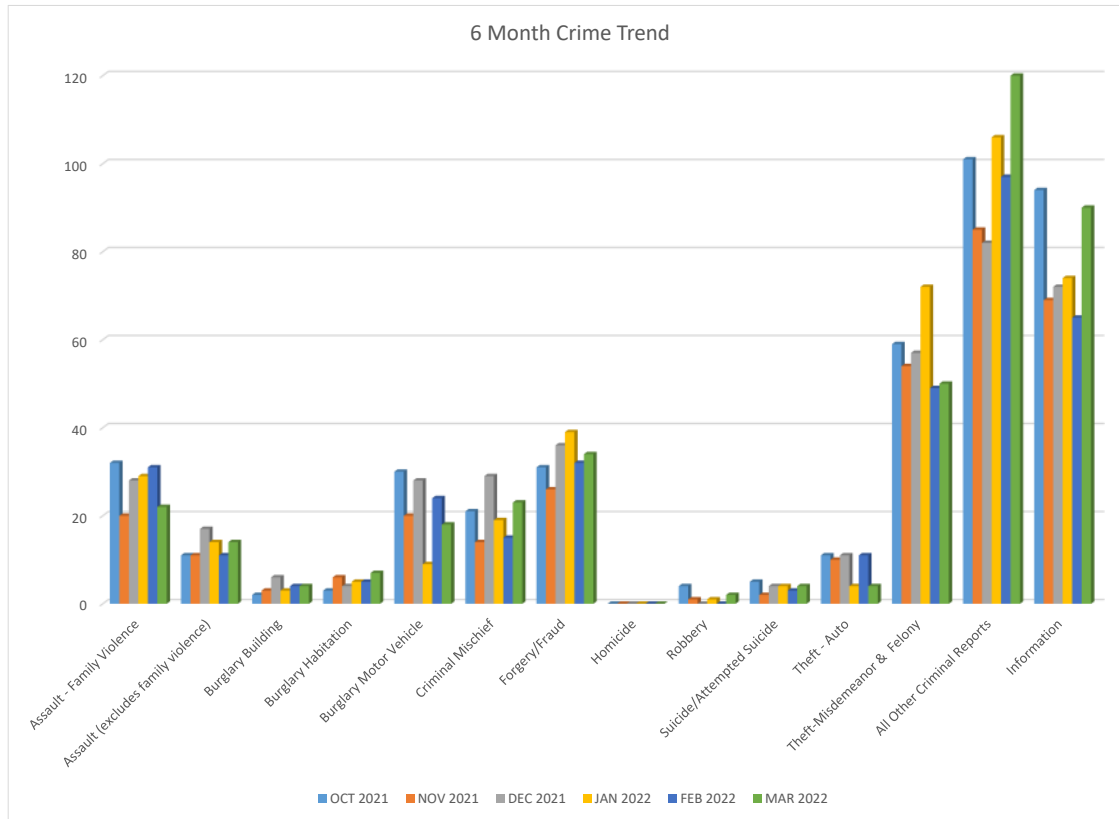


SUMMARY OF FEBRUARY ACTIVITY

March 2022 - Summary	MCSO/Township	Creekside/HCC4	Total
Calls for Service	10,660	2,278	12,938
Criminal Report Filed	359	33	392



SIX MONTH CRIME TREND



QUICK REFERENCE GUIDE FOR USING THIS REPORT

This report represents, an executive summary of activity in The Woodlands. The full report, with appendix, provides more detailed data on which the executive summary is based.

Please keep in mind that this report offers a snapshot in time for each of the months included based on the timing of when the data was provided by law enforcement. Due to the fluid nature of criminal investigation, some of the data may have developed further after the report data was released.

MCSO: Montgomery County Sheriff’s Office. Unless otherwise noted, this refers to MCSO Patrol The Woodlands Township Division.

Zones: The Woodlands Township contracts with the Montgomery County Sheriff’s Office for policing in eight policing “zones”, comprising seven residential villages and one commercial district. Together, these zones make up MCSO Patrol The Woodlands Township Division. There is also a “zone” for the Village of Creekside Park, which is policed by the Harris County Constable’s Office, Precinct 4.

- Zone 1 — Grogan’s Mill
- Zone 2 — Panther Creek
- Zone 3 — Indian Springs
- Zone 4 — Sterling Ridge
- Zone 5 — Alden Bridge
- Zone 6 — Cochran’s Crossing
- Zone 7 — College Park
- Zone 8 — Town Center (commercial)
- Zone 9 — Creekside Park

Frequently Asked Questions

- **Do call titles equal crimes committed?**
No. Call Titles speak to the types of calls that are received, but an officer may make an alternate or additional finding upon re-view/investigation.
- **Do Criminal Statute Reports equal arrests?** No. Criminal Statute Reports indicate that an officer believes criminal activity has occurred. Depending on the situation, additional investigation may add to or negate criminal charges.
- **What is the role of the community in “Community Policing?”** To answer that question you must have knowledge of the most basic Crime Prevention teachings and the “Crime Triangle.” The Crime Triangle identifies three elements that must be present in order for crime to be committed.
 - *Desire* of a criminal to commit a crime;
 - *Ability* to commit the crime; and the
 - *Opportunity* for the crime to be committed



Fortunately, you (residents - businesses) have control over one of the elements of the Crime Triangle - *Opportunity*. By removing the opportunity for crime to occur you can break the Crime Triangle and contribute to the Community Policing effort here in The Woodlands.

- **Where can I find the full report?** This executive summary accompanied by a full appendix of reports of the Township’s contracted law enforcement services can be found on the Township website at www.thewoodlandstownship-tx.gov, go to “Law Enforcement Services” at the bottom go to “Community Policing Reports”.

APPENDIX DETAILED REPORTS

MONTHLY ACTIVITY REPORT — CALLS FOR SERVICE

MARCH 2022 — ALL ZONES



COMBINED LAW ENFORCEMENT CALLS FOR SERVICE BY VILLAGE



CALL TYPE	Grogan's Mill	Panther Creek	Indian Springs	Sterling Ridge	Alden Bridge	Cochran's Crossing	College Park	Town Center	Creekside Park	Total
911 CALLS	20	18	3	2	8	2	8	32	1	94
ALARMS	36	40	15	50	32	29	20	82	43	347
ANIMAL CALL	3	1	1	1	1	3	1	0	2	13
ASSAULT	1	0	0	0	2	1	1	2	0	7
ASSAULT (AGGRAVATED)	1	0	0	0	0	0	0	0	0	1
ASSAULT (FAMILY VIOLENCE)	6	3	1	0	5	1	1	5	0	22
ASSAULT (SEXUAL)	0	1	0	1	0	2	2	2	0	8
ASSIST CALLS	21	7	5	3	11	8	21	32	0	108
BURGLARY	5	1	0	0	0	0	0	4	1	11
BURGLARY (MOTOR VEHICLE)	5	0	0	1	0	5	1	3	3	18
CRIMINAL MISCHIEF	3	2	0	2	3	3	1	9	0	23
CRIMINAL TRESPASS	0	0	1	1	1	2	2	4	0	11
DIRECTED PATROL	443	214	146	442	464	328	340	1,134	769	4,280
DISTURBANCE	45	37	13	19	19	7	14	25	20	199
DOA (JP CALLS)	4	0	1	2	2	0	2	2	3	16
FACILITY CHECK	31	28	13	5	10	4	8	59	597	755
FORGERY / FRAUD	3	5	3	0	8	3	2	6	7	37
HARASSMENT	0	0	0	0	1	0	1	2	2	6
HOMICIDE	0	0	0	0	0	0	0	0	0	0
KIDNAPPING	0	0	0	0	0	0	0	0	0	0
MISSING PERSON (ADULT)	0	1	0	0	0	0	0	3	0	4
MISSING PERSON (JUVENILE)	2	0	0	1	0	0	5	0	1	9
NARCOTICS	6	8	1	0	3	2	1	4	0	25
PROWLER	0	0	0	0	0	0	0	0	0	0
PUBLIC INTOXICATION	2	1	0	0	1	0	1	10	0	15
PUBLIC SERVICE (INFO/CIVIL)	102	75	11	48	78	43	53	204	152	766
ROBBERY	1	0	0	0	0	0	1	0	0	2
SHOPLIFTING	1	0	1	3	1	1	17	16	0	40
SUICIDE (ATTEMPTED)	0	0	0	0	0	0	1	0	3	4
SUSPICIOUS PERSON	30	21	18	15	14	8	11	40	4	161
SUSPICIOUS VEHICLE	12	8	2	9	13	11	6	15	16	92
THEFT	2	10	2	4	2	0	9	19	2	50
TRAFFIC (D.U.I.D. & D.W.I.)	4	1	6	0	5	1	2	9	1	29
TRAFFIC ACCIDENT (MAJOR)	1	0	0	0	2	1	1	5	0	10
TRAFFIC ACCIDENT (MINOR)	12	16	16	8	19	6	24	40	6	147
TRAFFIC ENFORCEMENT	233	366	181	251	313	182	78	591	192	2,387
TRAFFIC HAZARD	8	16	12	4	16	9	7	32	3	107
VACATION WATCH	83	140	34	167	66	89	15	9	127	730
VEHICLE THEFT	0	1	0	0	1	0	0	2	0	4
WELFARE CHECK	82	47	17	21	46	6	38	92	12	361
ALL OTHER CALLS	66	46	52	69	83	234	103	1,075	311	2,039
TOTAL INCIDENTS	1,274	1,114	555	1,129	1,230	991	798	3,569	2,278	12,938
ARREST (MISDEMEANOR)	17	11	4	23	10	3	16	89	2	175
ARREST (FELONY)	6	1	0	6	0	1	3	26	1	44

MONTHLY ACTIVITY REPORT — CALLS FOR SERVICE MARCH 2021 — ALL ZONES



COMBINED LAW ENFORCEMENT CALLS FOR SERVICE BY VILLAGE



CALL TYPE	Grogan's Mill	Panther Creek	Indian Springs	Sterling Ridge	Alden Bridge	Cochran's Crossing	College Park	Town Center	Creekside Park	Total
911 CALLS	5	6	2	5	7	18	20	23	2	88
ALARMS	41	22	15	38	23	17	15	87	39	297
ANIMAL CALL	0	3	0	3	1	2	0	1	1	11
ASSAULT	3	1	0	0	2	0	0	6	0	12
ASSAULT (AGGRAVATED)	0	0	0	0	0	0	0	0	0	0
ASSAULT (FAMILY VIOLENCE)	4	4	3	3	3	1	2	3	1	24
ASSAULT (SEXUAL)	2	2	0	2	1	2	0	1	1	11
ASSIST CALLS	20	22	4	10	11	10	6	22	0	105
BURGLARY	2	0	0	0	1	1	1	1	0	6
BURGLARY (MOTOR VEHICLE)	0	2	1	0	2	2	1	0	1	9
CRIMINAL MISCHIEF	2	2	2	1	1	0	1	2	1	12
CRIMINAL TRESPASS	0	0	0	2	1	0	1	1	0	5
DIRECTED PATROL	390	481	404	976	510	375	719	1,356	638	5,849
DISTURBANCE	39	36	9	24	27	8	9	29	19	200
DOA (JP CALLS)	3	2	0	0	1	1	1	1	0	9
FACILITY CHECK	27	13	8	8	16	7	11	66	459	615
FORGERY / FRAUD	15	12	2	9	9	5	2	8	8	70
HARASSMENT	3	0	0	2	2	0	2	2	0	11
HOMICIDE	0	0	0	0	0	0	0	1	0	1
KIDNAPPING	0	0	0	0	0	0	0	0	0	0
MISSING PERSON (ADULT)	0	0	0	1	2	0	0	0	0	3
MISSING PERSON (JUVENILE)	0	1	0	2	0	0	0	0	2	5
NARCOTICS	6	6	2	2	3	0	1	2	0	22
PROWLER	0	0	0	0	0	0	0	0	0	0
PUBLIC INTOXICATION	0	0	0	0	0	0	1	8	0	9
PUBLIC SERVICE (INFO/CIVIL)	89	86	25	56	95	37	43	165	68	664
ROBBERY	0	0	0	0	1	0	0	0	0	1
SHOPLIFTING	0	0	0	4	1	0	6	13	0	24
SUICIDE (ATTEMPTED)	1	1	0	1	1	0	0	0	0	4
SUSPICIOUS PERSON	16	16	22	20	15	10	12	34	10	155
SUSPICIOUS VEHICLE	15	10	5	7	7	8	5	23	10	90
THEFT	6	3	2	4	3	1	3	22	2	46
TRAFFIC (D.U.I.D. & D.W.I.)	0	5	6	3	3	1	3	6	0	27
TRAFFIC ACCIDENT (MAJOR)	1	1	3	0	2	0	2	0	0	9
TRAFFIC ACCIDENT (MINOR)	7	6	10	6	16	5	20	56	3	129
TRAFFIC ENFORCEMENT	191	542	346	291	364	258	212	522	152	2,878
TRAFFIC HAZARD	10	14	19	9	15	10	15	24	3	119
VACATION WATCH	60	64	23	127	68	85	14	11	236	688
VEHICLE THEFT	2	0	0	1	0	0	1	3	0	7
WELFARE CHECK	39	44	22	24	50	20	49	73	10	331
ALL OTHER CALLS	86	69	67	70	84	238	77	1,019	236	1,946
TOTAL INCIDENTS	1,085	1,476	1,002	1,711	1,348	1,122	1,255	3,591	1,902	14,492
ARREST (MISDEMEANOR)	19	11	5	10	5	1	10	30	2	93
ARREST (FELONY)	18	2	2	0	1	0	4	6	0	33

ALPHA & OMEGA MOUNTED PATROL

In March 2022, Mounted Patrol provided customer service and assisted security and law enforcement when appropriate.

International Visitors: Canada, Germany, Guam, Mexico, Netherland, Russia, and Turkey

Out-of-State Visitors: Alabama, Arizona, California, Colorado, Connecticut, Florida, Georgia, Hawaii, Idaho, Illinois, Indiana, Kansas, Kentucky, Louisiana, Maryland, Michigan, Minnesota, Missouri, Montana, Nebraska, Nevada, New Jersey, New Mexico, New York, Oklahoma, Ohio, Oregon, Pennsylvania, Tennessee, Utah, Washington, Wisconsin, and Wyoming

Alpha & Omega Mounted	MAR 2022	MAR 2021		YTD 2022	YTD 2021
Car Alarm Checks	12	169		324	701
Lost Vehicles	55	25		181	165
Lockouts	4	0		6	20
Unsecured Vehicles	12	50		38	131
Directions	691	1,138		2,032	3,883
Handicap Parking	212	249		510	1,110
Customer Assists	1,193	370		1,288	1,316
Law Enforcement Assists	7	48		51	126
Security Assists	49	163		138	553

MONTGOMERY COUNTY JUSTICE COURT, PRECINCT 3

Justice of the Peace Court Precinct 3	MAR 2022	YTD 2022
New Class "C" Misdemeanor Charges Filed	1,925	5,092
Cases Set on Criminal Docket	1,083	3,252
Criminal Cases Pending	4,110	12,267
Civil Cases on Docket	1,023	3,060
Arrest Warrants Issued	0	0
Total Revenues Collected for Month	\$366,721.00	\$825,112.00

MONTGOMERY COUNTY SHERIFF'S OFFICE AND MONTGOMERY COUNTY CONSTABLE'S OFFICE, PRECINCT 3 —CHILDREN'S SAFE HARBOR AND INTERNET CRIMES THROUGH THE TOWNSHIP

Investigation of Crimes Against Children:

The Township contracts with MCSO and Montgomery County Constable's Office - Precinct 3 for services specific to investigations of crimes against children. Both agencies receive referrals from Child Protective Services (CPS) routed to Safe Harbor. In addition to the Safe Harbor program, the Township contracts with Montgomery County Constable's Office - Precinct 3 for an Internet Crimes Investigator position. It is understood that some cases may originate or conclude outside of the Township boundaries. The numbers in this section are not cumulative, as some cases carry over from month to month.

The Woodlands Township	MAR 2022	MAR 2021		YTD 2022	TYD 2021
MCSO - Safe Harbor - Cases Assigned	2	4		6	6
MCCO - P3 - Safe Harbor - Cases Assigned	1	7		5	18
MCCO - P3 - Internet Crimes - Cases Assigned	1	1		3	3
Total Cases	4	12		14	27
Surrounding Areas					
MCSO - Safe Harbor - Cases Assigned	20	26		78	76
MCCO - P3 - Safe Harbor - Cases Assigned	5	0		16	0
MCCO - P3 - Internet Crimes - Cases Assigned	2	2		7	2
Total Cases	27	28		101	78
Charges Filed					
MCSO - Felony Charge(s) Filed	11	8		32	28
MCSO - Misdemeanor Charge(s) Filed	0	0		0	0
MCCO - P3 - Felony Charge(s) Filed	0	3		5	4
MCCO - P3 - Misdemeanor Charge(s) Filed	1	0		1	0
Total Charges Filed	12	11		38	32
Search Warrants					
MCSO - Search Warrants Executed	16	4		42	14
MCCO - PC 3 - Search Warrants Executed	1	N/A		2	N/A
Total Search Warrants	17	4		44	14



ABOUT THE WOODLANDS TOWNSHIP'S LAW ENFORCEMENT SERVICES

The Woodlands Township is a special purpose district providing municipal types of services to The Woodlands community. By law, The Woodlands Township cannot directly employ law enforcement officers; however, the Township contracts for supplemental law enforcement services in Montgomery County through a contract with the Montgomery County Sheriff's Office and in Harris County through a contract with Harris County Constable's Office, Precinct 4. The counties provide community policing services in eight residential zones and the tourism-oriented zone located in Town Center. All zones have full-time deputies providing 24/7 coverage. The Township also contracts with the Montgomery County Constable's Office, Precinct 3 for investigators specifically assigned to investigate crimes against children.

In addition to the Township's county contracted community-policing deputies, the counties also provide services as needed in the detective operation, administrative support, special services, SWAT team, training, recruitment, traffic control, identification – crime lab, communications, sex offender division, fleet operations, jail division, auto theft and other areas through the county tax levy.

INTERESTED IN LEARNING MORE?

For up-to-date information, such as Press Releases and Featured Fugitives from the Montgomery County Sheriff's Office and other law enforcement agencies that serve The Woodlands, please visit www.thewoodlandstownship-tx.gov.

You can locate recent public safety media/Press Releases on the *Resident Page*, choose "Law Enforcement Services" at the bottom go to "Law Enforcement Advisories".

You can also sign up for The Woodlands Township Neighborhood Watch under "Neighborhood Watch" at www.thewoodlandstownship-tx.gov/neighborhoodwatch.