

May 19, 2022

LAW ENFORCEMENT SERVICES

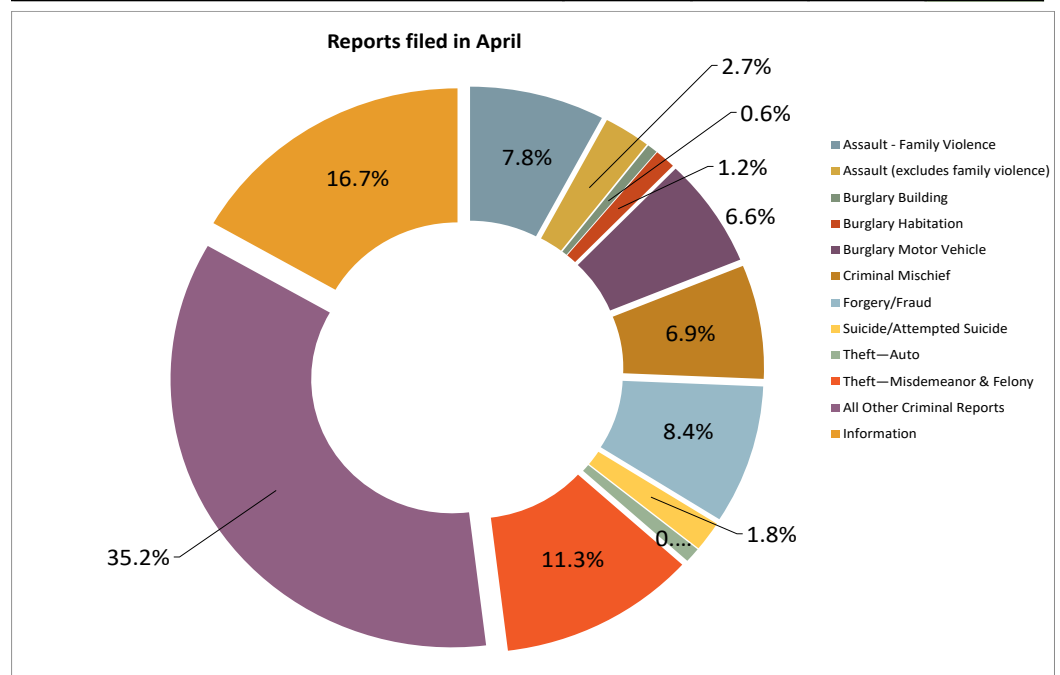


CRIME CATEGORIES OF NOTE

Crime Categories of Note combine crime data from both Harris and Montgomery Counties

INSIDE THIS ISSUE:	
Crime Categories of Note by Village 2022 — 2021	2
Crime Comparison Chart 2022 — 2021	3
Summary of Monthly Activity 2022	4
Crime Trends	5
Six Month Crime Trend & Reference Guide	6
Calls for Service	7

Crime Categories of Note	JAN 2022	FEB 2022	MAR 2022	APR 2022
Assault - Family Violence	29	31	22	26
Assault (excludes family violence)	14	11	14	9
Burglary Building	3	4	4	2
Burglary Habitation	5	5	7	4
Burglary Motor Vehicle	9	24	18	22
Criminal Mischief	19	15	23	23
Forgery/Fraud	39	32	34	28
Homicide	0	0	0	0
Robbery	1	0	2	1
Suicide/Attempted Suicide	4	3	4	6
Theft - Auto	4	11	4	3
Theft-Misdemeanor & Felony	72	49	50	38
All Other Criminal Reports	106	97	120	118
Information	74	65	90	56
TOTAL	379	347	392	336



CRIME CATEGORIES OF NOTE — BY VILLAGE/ZONE APRIL 2022 AND 2021



CRIME CATEGORIES OF NOTE — 2022

Crime Categories of Note	Grogan's Mill	Panther Creek	Indian Springs	Sterling Ridge	Alden Bridge	Cochran's Crossing	College Park	Town Center	Creekside Park	Total
Assault - Family Violence	10	5	2	2	1	0	3	1	2	26
Assault (excludes family violence)	0	0	1	0	1	1	2	4	0	9
Burglary Building	0	1	0	0	0	0	0	0	1	2
Burglary Habitation	1	0	0	0	1	0	0	2	0	4
Burglary Motor Vehicle	0	3	1	1	2	4	1	7	3	22
Criminal Mischief	1	0	5	1	4	1	1	5	5	23
Forgery/Fraud	5	2	0	4	2	5	0	6	4	28
Homicide	0	0	0	0	0	0	0	0	0	0
Robbery	1	0	0	0	0	0	0	0	0	1
Suicide/Attempted Suicide	1	1	0	0	2	0	0	2	0	6
Theft - Auto	0	0	0	0	0	0	0	3	0	3
Theft-Misdemeanor & Felony	6	0	1	3	1	2	7	13	5	38
All Other Criminal Reports Information	14	15	4	6	6	1	17	50	5	118
Total	45	39	14	20	27	19	40	103	29	336

CRIME CATEGORIES OF NOTE — 2021

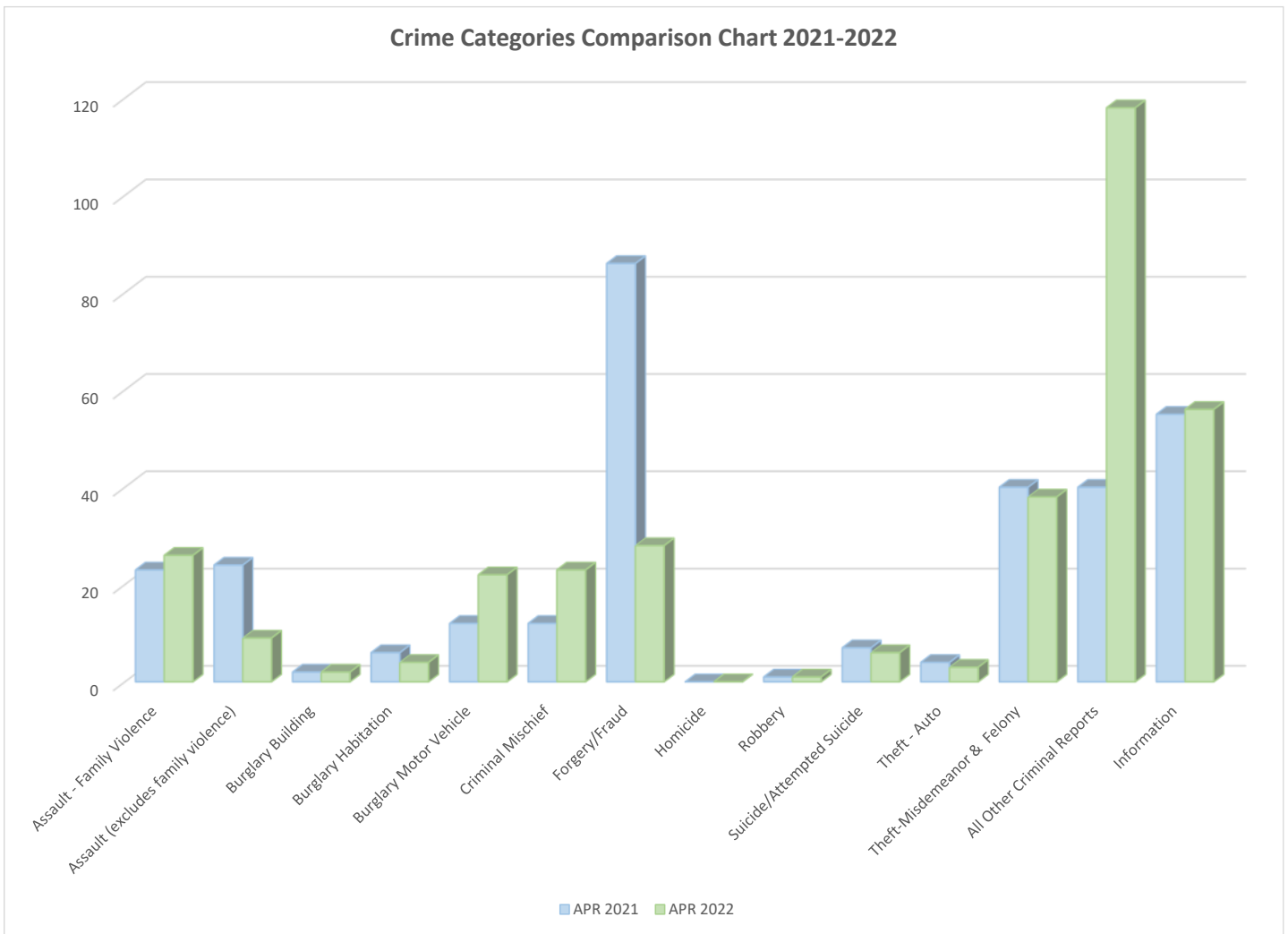
Crime Categories of Note	Grogan's Mill	Panther Creek	Indian Springs	Sterling Ridge	Alden Bridge	Cochran's Crossing	College Park	Town Center	Creekside Park	Total
Assault - Family Violence	8	2	4	3	2	1	1	2	0	23
Assault (excludes family violence)	4	4	0	2	4	1	1	8	0	24
Burglary Building	1	0	0	0	0	0	0	0	1	2
Burglary Habitation	2	1	0	0	1	0	1	0	1	6
Burglary Motor Vehicle	2	0	0	0	5	0	3	1	1	12
Criminal Mischief	2	2	1	0	1	1	1	3	1	12
Forgery/Fraud	10	7	6	10	14	10	2	7	20	86
Homicide	0	0	0	0	0	0	0	0	0	0
Robbery	1	0	0	0	0	0	0	0	0	1
Suicide/Attempted Suicide	0	2	0	1	2	1	0	0	1	7
Theft - Auto	0	0	0	1	1	0	1	1	0	4
Theft-Misdemeanor & Felony	5	2	0	2	1	1	4	24	1	40
All Other Criminal Reports Information	4	4	3	7	2	1	9	8	2	40
Total	46	31	19	34	40	17	28	58	39	312



CRIME COMPARISON CHART APRIL 2022 — 2021

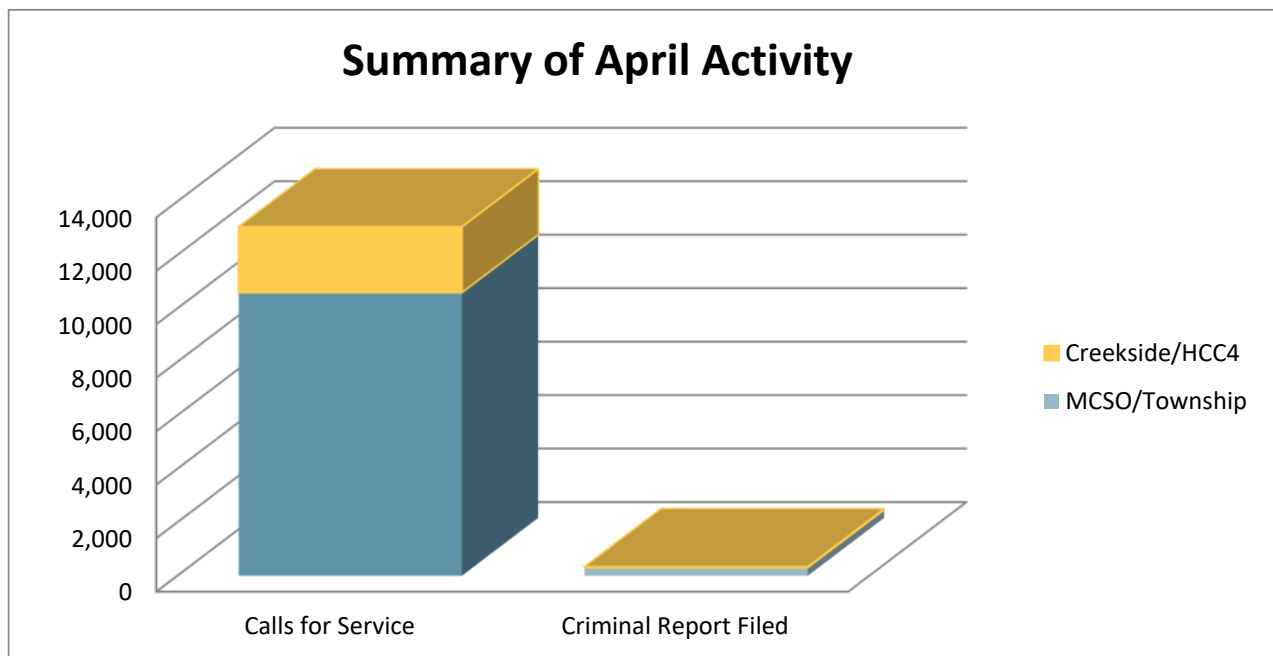
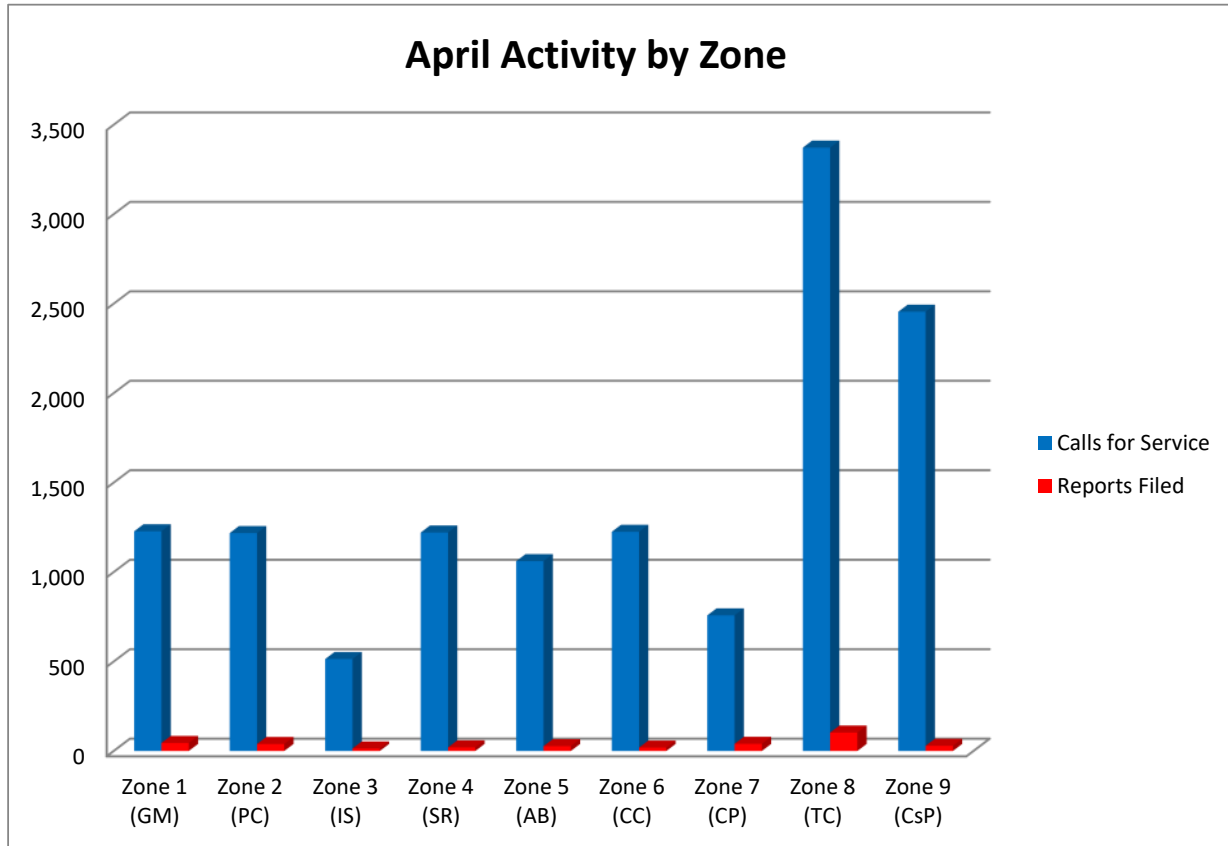


CRIME CATEGORIES COMPARISON CHART

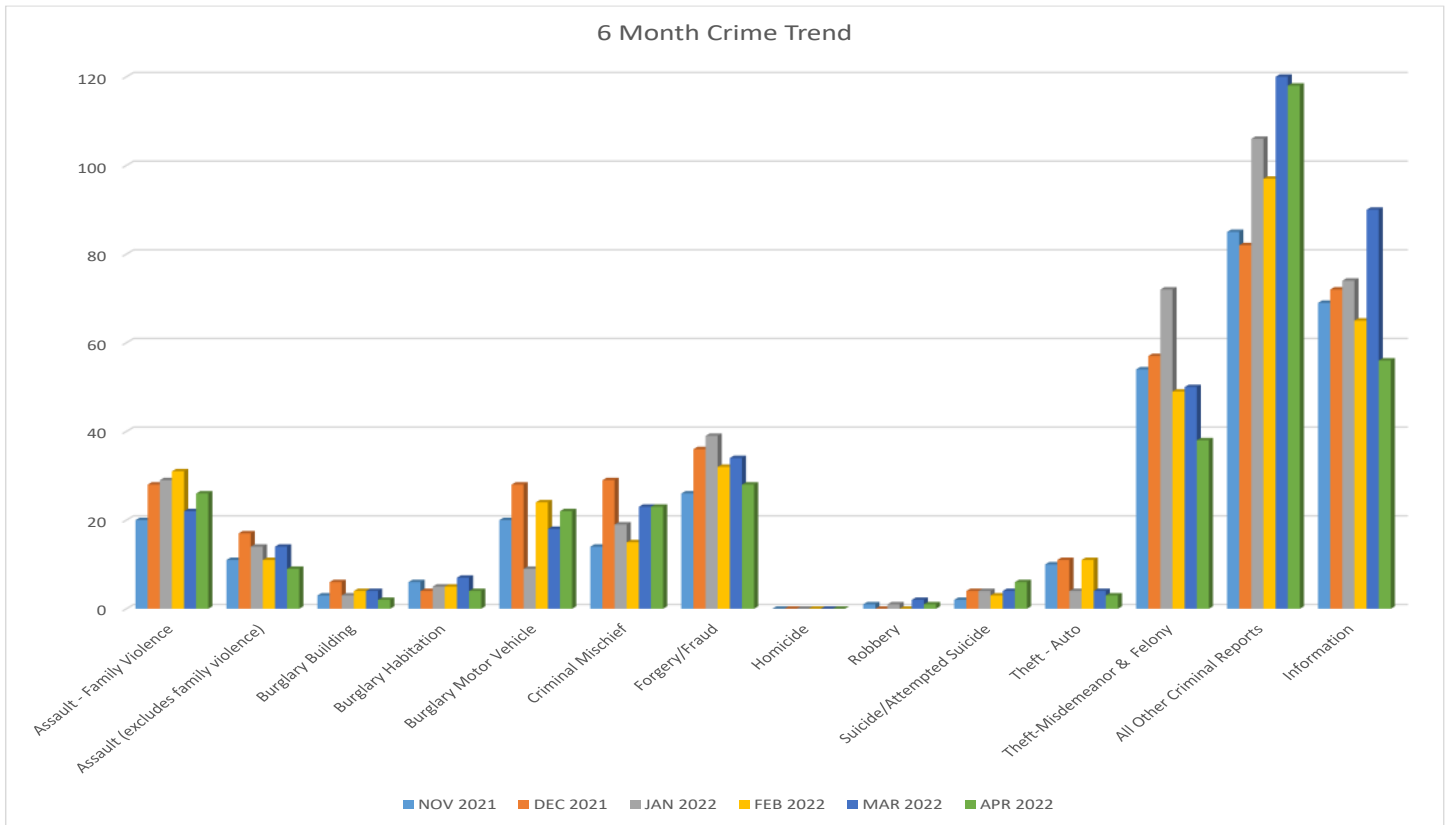


SUMMARY OF APRIL ACTIVITY

April 2022 - Summary	MCSO/Township	Creekside/HCC4	Total
Calls for Service	10,597	2,455	13,052
Criminal Report Filed	307	29	336



SIX MONTH CRIME TREND



QUICK REFERENCE GUIDE FOR USING THIS REPORT

This report represents, an executive summary of activity in The Woodlands. The full report, with appendix, provides more detailed data on which the executive summary is based.

Please keep in mind that this report offers a snapshot in time for each of the months included based on the timing of when the data was provided by law enforcement. Due to the fluid nature of criminal investigation, some of the data may have developed further after the report data was released.

MCSO: Montgomery County Sheriff’s Office. Unless otherwise noted, this refers to MCSO Patrol The Woodlands Township Division.

Zones: The Woodlands Township contracts with the Montgomery County Sheriff’s Office for policing in eight policing “zones”, comprising seven residential villages and one commercial district. Together, these zones make up MCSO Patrol The Woodlands Township Division. There is also a “zone” for the Village of Creekside Park, which is policed by the Harris County Constable’s Office, Precinct 4.

- Zone 1 — Grogan’s Mill
- Zone 2 — Panther Creek
- Zone 3 — Indian Springs
- Zone 4 — Sterling Ridge
- Zone 5 — Alden Bridge
- Zone 6 — Cochran’s Crossing
- Zone 7 — College Park
- Zone 8 — Town Center (commercial)
- Zone 9 — Creekside Park

Frequently Asked Questions

- **Do call titles equal crimes committed?**
No. Call Titles speak to the types of calls that are received, but an officer may make an alternate or additional finding upon re-view/investigation.
- **Do Criminal Statute Reports equal arrests?** No. Criminal Statute Reports indicate that an officer believes criminal activity has occurred. Depending on the situation, additional investigation may add to or negate criminal charges.
- **What is the role of the community in “Community Policing?”** To answer that question you must have knowledge of the most basic Crime Prevention teachings and the “Crime Triangle.” The Crime Triangle identifies three elements that must be present in order for crime to be committed.
 - *Desire* of a criminal to commit a crime;
 - *Ability* to commit the crime; and the
 - *Opportunity* for the crime to be committed



Fortunately, you (residents - businesses) have control over one of the elements of the Crime Triangle - *Opportunity*. By removing the opportunity for crime to occur you can break the Crime Triangle and contribute to the Community Policing effort here in The Woodlands.

- **Where can I find the full report?** This executive summary accompanied by a full appendix of reports of the Township’s contracted law enforcement services can be found on the Township website at www.thewoodlandstownship-tx.gov, go to “Law Enforcement Services” at the bottom go to “Community Policing Reports”.

APPENDIX DETAILED REPORTS

MONTHLY ACTIVITY REPORT — CALLS FOR SERVICE

APRIL 2022 — ALL ZONES



COMBINED LAW ENFORCEMENT CALLS FOR SERVICE BY VILLAGE



CALL TYPE	Grogan's Mill	Panther Creek	Indian Springs	Sterling Ridge	Alden Bridge	Cochran's Crossing	College Park	Town Center	Creekside Park	Total
911 CALLS	8	7	0	7	2	2	12	23	2	63
ALARMS	44	22	24	45	36	41	28	81	42	363
ANIMAL CALL	1	1	1	2	1	2	3	2	2	15
ASSAULT	1	0	1	0	0	1	2	4	0	9
ASSAULT (AGGRAVATED)	0	0	0	0	0	0	0	0	0	0
ASSAULT (FAMILY VIOLENCE)	11	6	2	2	1	0	3	2	2	29
ASSAULT (SEXUAL)	0	0	0	0	1	0	0	1	0	2
ASSIST CALLS	15	14	3	7	8	9	15	20	0	91
BURGLARY	2	2	0	0	1	0	0	2	1	8
BURGLARY (MOTOR VEHICLE)	0	3	1	1	2	4	1	7	3	22
CRIMINAL MISCHIEF	1	1	5	1	4	1	1	7	5	26
CRIMINAL TRESPASS	7	1	0	0	0	2	4	1	0	15
DIRECTED PATROL	409	280	173	495	457	492	301	1,012	734	4,353
DISTURBANCE	43	30	4	17	27	12	14	25	16	188
DOA (JP CALLS)	0	2	0	0	2	2	0	0	0	6
FACILITY CHECK	29	20	7	2	9	5	3	46	625	746
FORGERY / FRAUD	5	3	0	4	2	5	2	6	4	31
HARASSMENT	6	0	3	0	1	0	1	5	2	18
HOMICIDE	0	0	0	0	0	0	0	0	0	0
KIDNAPPING	0	0	0	0	0	0	0	0	0	0
MISSING PERSON (ADULT)	1	2	0	0	0	0	0	1	1	5
MISSING PERSON (JUVENILE)	1	2	0	0	1	1	0	1	1	7
NARCOTICS	3	3	1	0	1	1	0	8	0	17
PROWLER	1	2	0	0	2	0	1	9	0	15
PUBLIC INTOXICATION	89	48	27	37	57	37	44	182	0	521
PUBLIC SERVICE (INFO/CIVIL)	0	0	0	0	0	0	0	0	184	184
ROBBERY	1	0	0	0	0	0	0	0	0	1
SHOPLIFTING	0	0	0	3	0	0	13	23	1	40
SUICIDE (ATTEMPTED)	1	1	1	0	2	0	0	3	1	9
SUSPICIOUS PERSON	27	24	28	23	11	11	25	36	15	200
SUSPICIOUS VEHICLE	16	16	1	9	12	3	7	15	16	95
THEFT	7	0	1	4	1	2	8	18	4	45
TRAFFIC (D.U.I.D. & D.W.I.)	4	7	2	3	1	0	0	11	1	29
TRAFFIC ACCIDENT (MAJOR)	3	1	1	1	1	1	1	2	0	11
TRAFFIC ACCIDENT (MINOR)	17	11	18	12	19	11	19	53	8	168
TRAFFIC ENFORCEMENT	250	402	131	312	239	210	79	574	204	2,401
TRAFFIC HAZARD	4	25	5	15	12	31	11	24	5	132
VACATION WATCH	71	168	3	124	40	87	27	3	225	748
VEHICLE THEFT	2	0	0	0	0	0	1	3	0	6
WELFARE CHECK	62	36	12	28	42	14	47	77	16	334
ALL OTHER CALLS	86	78	59	67	66	238	85	1,085	335	2,099
TOTAL INCIDENTS	1,228	1,218	514	1,221	1,061	1,225	758	3,372	2,455	13,052
ARREST (MISDEMEANOR)	17	11	4	23	10	3	16	89	1	174
ARREST (FELONY)	6	1	0	6	0	1	3	26	1	44

MONTHLY ACTIVITY REPORT — CALLS FOR SERVICE APRIL 2021 — ALL ZONES



COMBINED LAW ENFORCEMENT CALLS FOR SERVICE BY VILLAGE



CALL TYPE	Grogan's Mill	Panther Creek	Indian Springs	Sterling Ridge	Alden Bridge	Cochran's Crossing	College Park	Town Center	Creekside Park	Total
911 CALLS	5	4	0	6	7	6	16	33	0	77
ALARMS	35	29	11	36	27	27	14	50	33	262
ANIMAL CALL	5	3	0	3	0	3	0	0	2	16
ASSAULT	0	2	0	1	0	1	0	3	0	7
ASSAULT (AGGRAVATED)	0	0	0	0	0	0	0	1	0	1
ASSAULT (FAMILY VIOLENCE)	8	2	4	4	2	1	1	2	0	24
ASSAULT (SEXUAL)	4	2	1	1	4	0	1	4	0	17
ASSIST CALLS	11	15	10	7	11	10	13	24	0	101
BURGLARY	3	1	0	0	2	0	1	0	2	9
BURGLARY (MOTOR VEHICLE)	2	0	0	0	5	0	3	1	1	12
CRIMINAL MISCHIEF	2	2	1	0	1	2	2	3	1	14
CRIMINAL TRESPASS	2	0	1	0	0	1	1	5	0	10
DIRECTED PATROL	370	309	286	822	455	316	495	1,086	483	4,622
DISTURBANCE	36	18	9	26	28	10	19	28	31	205
DOA (JP CALLS)	1	1	0	2	0	1	0	0	2	7
FACILITY CHECK	23	9	5	6	15	10	11	48	322	449
FORGERY / FRAUD	10	7	6	11	15	11	2	8	20	90
HARASSMENT	3	3	1	1	1	0	1	5	2	17
HOMICIDE	0	0	0	0	0	0	0	0	0	0
KIDNAPPING	0	0	0	0	0	0	0	0	0	0
MISSING PERSON (ADULT)	1	0	1	0	0	1	0	0	1	4
MISSING PERSON (JUVENILE)	0	0	0	1	0	1	0	0	0	2
NARCOTICS	4	4	1	1	1	0	3	4	1	19
PROWLER	0	0	0	0	0	0	0	0	0	0
PUBLIC INTOXICATION	0	0	2	3	1	0	0	10	0	16
PUBLIC SERVICE (INFO/CIVIL)	90	80	35	81	73	37	43	167	56	662
ROBBERY	1	0	0	0	0	0	0	0	0	1
SHOPLIFTING	0	0	0	5	0	0	14	7	0	26
SUICIDE (ATTEMPTED)	1	2	0	1	2	1	1	0	0	8
SUSPICIOUS PERSON	18	28	13	9	21	8	21	37	5	160
SUSPICIOUS VEHICLE	11	17	9	12	15	14	3	23	16	120
THEFT	5	2	0	3	1	1	5	24	1	42
TRAFFIC (D.U.I.D. & D.W.I.)	1	8	3	2	2	0	2	5	1	24
TRAFFIC ACCIDENT (MAJOR)	1	1	7	0	0	2	1	7	2	21
TRAFFIC ACCIDENT (MINOR)	11	13	16	6	13	13	28	46	7	153
TRAFFIC ENFORCEMENT	228	222	170	276	311	208	148	322	181	2,066
TRAFFIC HAZARD	12	10	10	6	14	6	12	19	9	98
VACATION WATCH	77	62	20	112	52	47	23	0	114	507
VEHICLE THEFT	1	0	0	2	1	0	2	3	0	9
WELFARE CHECK	45	56	23	32	30	21	56	72	12	347
ALL OTHER CALLS	121	54	63	74	63	241	81	940	233	1,870
TOTAL INCIDENTS	1,148	966	708	1,552	1,173	1,000	1,023	2,987	1,538	12,095
ARREST (MISDEMEANOR)	11	13	9	9	3	3	13	38	1	100
ARREST (FELONY)	13	5	1	2	4	2	4	23	0	54

ALPHA & OMEGA MOUNTED PATROL

In April 2022, Mounted Patrol provided customer service and assisted security and law enforcement when appropriate.

International Visitors: Canada, Mexico, Romania and Ukraine

Out-of-State Visitors: Arizona, Arkansas, Alabama, California, Colorado, Florida, Georgia, Hawaii, Iowa, Idaho, Illinois, Indiana, Kansas, Kentucky, Louisiana, Minnesota, Missouri, Nebraska, Nevada, New Jersey, New Mexico, New York, Oklahoma, Ohio, Oregon, Pennsylvania, Tennessee, Utah, Washington, Wisconsin, and Wyoming

Alpha & Omega Mounted	APR 2022	APR 2021		YTD 2022	YTD 2021
Car Alarm Checks	81	94		405	795
Lost Vehicles	45	20		226	185
Lockouts	3	1		9	21
Unsecured Vehicles	14	64		52	195
Directions	760	692		2,792	4,575
Handicap Parking	191	53		701	1,163
Customer Assists	429	194		1,717	1,510
Law Enforcement Assists	5	14		56	140
Security Assists	37	28		175	581

MONTGOMERY COUNTY JUSTICE COURT, PRECINCT 3

Justice of the Peace Court Precinct 3	APR 2022	YTD 2022
New Class "C" Misdemeanor Charges Filed	1,617	6,709
Cases Set on Criminal Docket	951	4,203
Criminal Cases Pending	4,105	16,372
Civil Cases on Docket	1,005	4,065
Arrest Warrants Issued	0	0
Total Revenues Collected for Month	\$264,015.00	\$1,089,127.00

MONTGOMERY COUNTY SHERIFF'S OFFICE AND MONTGOMERY COUNTY CONSTABLE'S OFFICE, PRECINCT 3 —CHILDREN'S SAFE HARBOR AND INTERNET CRIMES THROUGH THE TOWNSHIP

Investigation of Crimes Against Children:

The Township contracts with MCSO and Montgomery County Constable's Office - Precinct 3 for services specific to investigations of crimes against children. Both agencies receive referrals from Child Protective Services (CPS) routed to Safe Harbor. In addition to the Safe Harbor program, the Township contracts with Montgomery County Constable's Office - Precinct 3 for an Internet Crimes Investigator position. It is understood that some cases may originate or conclude outside of the Township boundaries. The numbers in this section are not cumulative, as some cases carry over from month to month.

The Woodlands Township	APR 2022	APR 2021		YTD 2022	TYD 2021
MCSO - Safe Harbor - Cases Assigned	1	4		7	10
MCCO - P3 - Safe Harbor - Cases Assigned	1	10		6	28
MCCO - P3 - Internet Crimes - Cases Assigned	1	2		4	5
Total Cases	3	16		17	43
Surrounding Areas					
MCSO - Safe Harbor - Cases Assigned	30	23		108	99
MCCO - P3 - Safe Harbor - Cases Assigned	0	4		16	4
MCCO - P3 - Internet Crimes - Cases Assigned	3	1		10	3
Total Cases	33	28		134	106
Charges Filed					
MCSO - Felony Charge(s) Filed	12	4		44	32
MCSO - Misdemeanor Charge(s) Filed	0	0		0	0
MCCO - P3 - Felony Charge(s) Filed	0	1		5	5
MCCO - P3 - Misdemeanor Charge(s) Filed	0	0		1	0
Total Charges Filed	12	5		50	37
Search Warrants					
MCSO - Search Warrants Executed	3	26		45	40
MCCO - PC 3 - Search Warrants Executed	1	N/A		3	N/A
Total Search Warrants	4	N/A		48	40



ABOUT THE WOODLANDS TOWNSHIP'S LAW ENFORCEMENT SERVICES

The Woodlands Township is a special purpose district providing municipal types of services to The Woodlands community. By law, The Woodlands Township cannot directly employ law enforcement officers; however, the Township contracts for supplemental law enforcement services in Montgomery County through a contract with the Montgomery County Sheriff's Office and in Harris County through a contract with Harris County Constable's Office, Precinct 4. The counties provide community policing services in eight residential zones and the tourism-oriented zone located in Town Center. All zones have full-time deputies providing 24/7 coverage. The Township also contracts with the Montgomery County Constable's Office, Precinct 3 for investigators specifically assigned to investigate crimes against children.

In addition to the Township's county contracted community-policing deputies, the counties also provide services as needed in the detective operation, administrative support, special services, SWAT team, training, recruitment, traffic control, identification – crime lab, communications, sex offender division, fleet operations, jail division, auto theft and other areas through the county tax levy.

INTERESTED IN LEARNING MORE?

For up-to-date information, such as Press Releases and Featured Fugitives from the Montgomery County Sheriff's Office and other law enforcement agencies that serve The Woodlands, please visit www.thewoodlandstownship-tx.gov.

You can locate recent public safety media/Press Releases on the *Resident Page*, choose "Law Enforcement Services" at the bottom go to "Law Enforcement Advisories".

You can also sign up for The Woodlands Township Neighborhood Watch under "Neighborhood Watch" at www.thewoodlandstownship-tx.gov/neighborhoodwatch.