

July 27, 2022

LAW ENFORCEMENT SERVICES

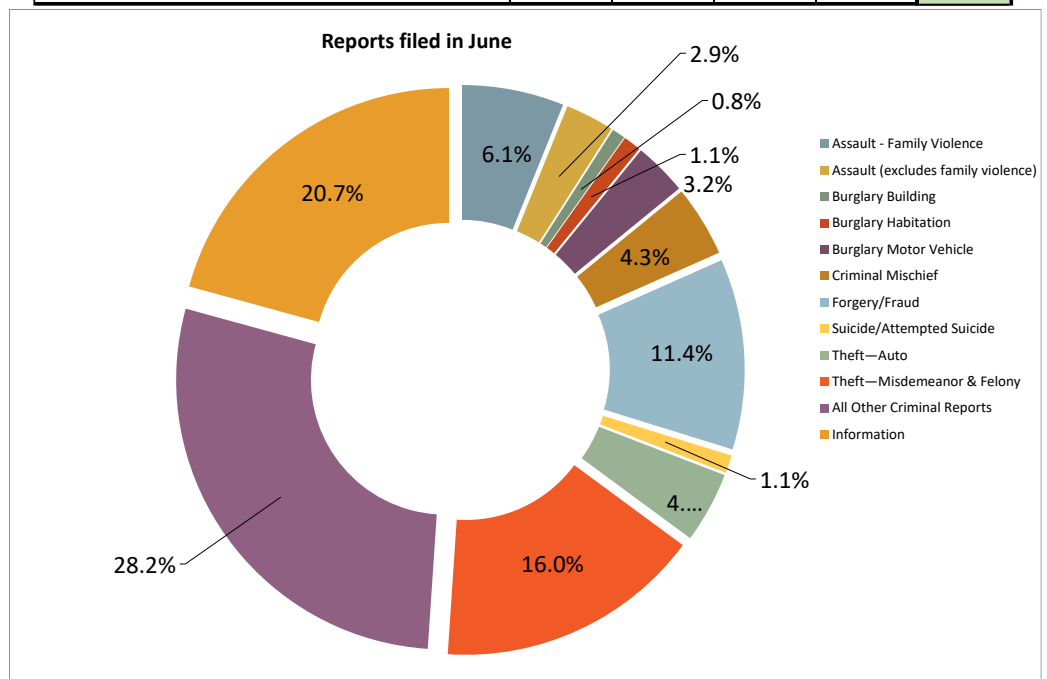


CRIME CATEGORIES OF NOTE

Crime Categories of Note combine crime data from both Harris and Montgomery Counties

INSIDE THIS ISSUE:	
Crime Categories of Note by Village 2022 — 2021	2
Crime Comparison Chart 2022 — 2021	3
Summary of Monthly Activity 2022	4
Crime Trends	5
Six Month Crime Trend & Reference Guide	6
Calls for Service	7

Crime Category of Note	MAR 2022	APR 2022	MAY 2022	JUN 2022	YTD 2022
Assault - Family Violence	22	26	23	23	154
Assault (excludes family violence)	14	9	13	11	72
Burglary Building	4	2	1	3	17
Burglary Habitation	7	4	7	4	32
Burglary Motor Vehicle	18	22	24	12	109
Criminal Mischief	23	23	20	16	116
Forgery/Fraud	34	28	34	43	210
Homicide	0	0	0	0	0
Robbery	2	1	2	4	10
Suicide/Attempted Suicide	4	6	9	4	30
Theft - Auto	4	3	9	16	47
Theft-Misdemeanor & Felony	50	38	60	60	329
All Other Criminal Reports	120	118	128	106	675
Information	90	56	85	78	448
TOTAL	392	336	415	380	2,249



CRIME CATEGORIES OF NOTE — BY VILLAGE/ZONE JUNE 2022 AND 2021



CRIME CATEGORIES OF NOTE — 2022

Crime Category of Note	Grogan's Mill	Panther Creek	Indian Springs	Sterling Ridge	Alden Bridge	Cochran's Crossing	College Park	Town Center	Creekside Park	Total
Assault - Family Violence	5	6	1	2	2	2	2	2	1	23
Assault (excludes family violence)	3	1	0	1	0	0	2	4	0	11
Burglary Building	0	0	0	0	0	1	0	1	1	3
Burglary Habitation	2	2	0	0	0	0	0	0	0	4
Burglary Motor Vehicle	3	2	1	0	0	0	0	3	3	12
Criminal Mischief	4	2	0	1	0	0	2	4	3	16
Forgery/Fraud	7	6	7	1	4	4	1	10	3	43
Homicide	0	0	0	0	0	0	0	0	0	0
Robbery	0	1	0	0	0	0	0	3	0	4
Suicide/Attempted Suicide	2	0	0	0	0	1	1	0	0	4
Theft - Auto	3	0	0	0	1	0	3	7	2	16
Theft-Misdemeanor & Felony	18	5	2	2	4	6	3	16	4	60
All Other Criminal Reports	9	10	6	10	3	2	19	43	4	106
Information	18	12	1	7	13	4	6	11	6	78
Total	74	47	18	24	27	20	39	104	27	380

CRIME CATEGORIES OF NOTE — 2021

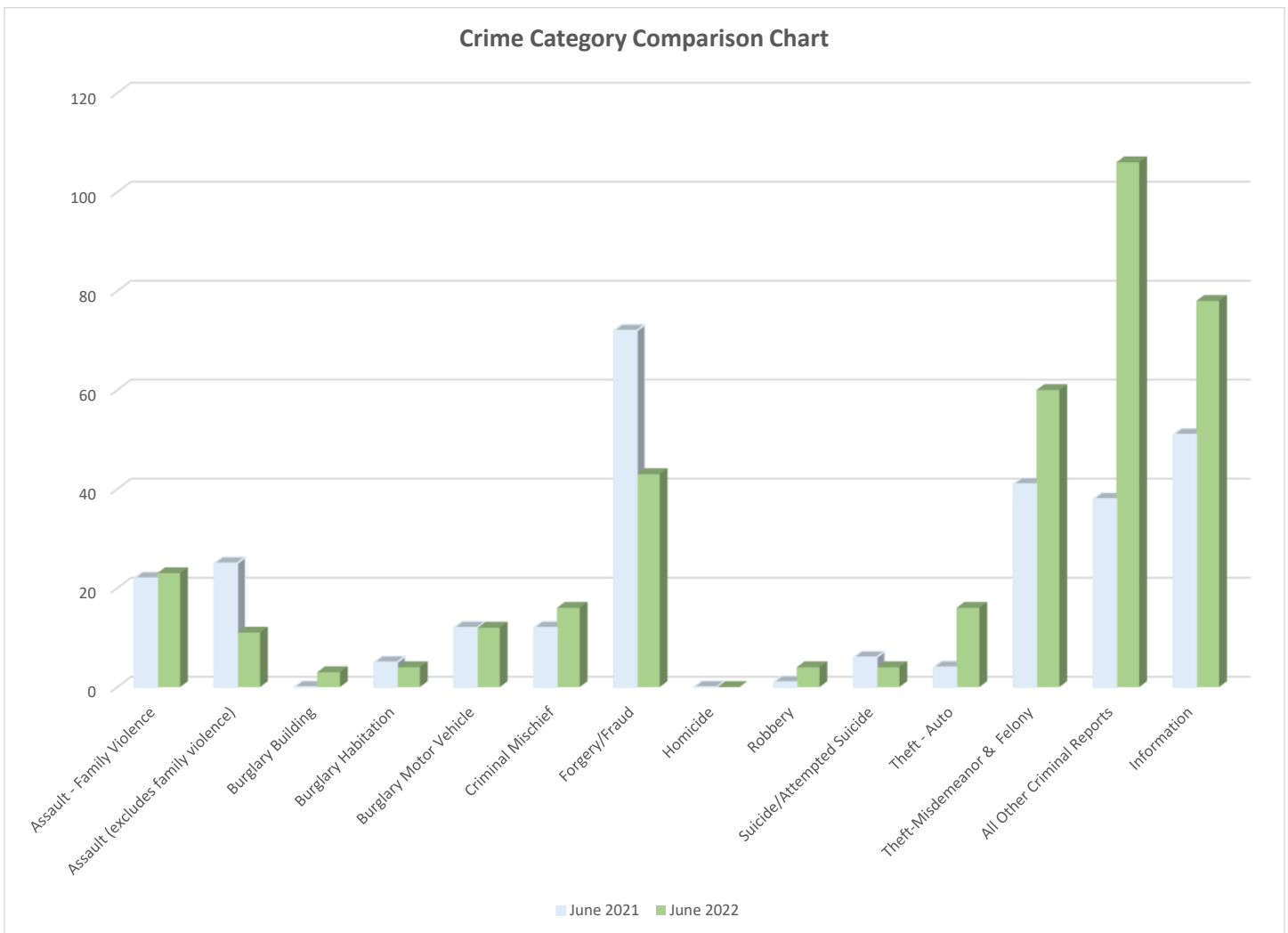
Crime Category of Note	Grogan's Mill	Panther Creek	Indian Springs	Sterling Ridge	Alden Bridge	Cochran's Crossing	College Park	Town Center	Creekside Park	Total
Assault - Family Violence	7	2	4	3	2	1	1	2	0	22
Assault (excludes family violence)	4	4	0	2	4	1	1	8	1	25
Burglary Building	0	0	0	0	0	0	0	0	0	0
Burglary Habitation	2	1	0	1	1	0	0	0	0	5
Burglary Motor Vehicle	2	0	0	0	5	0	3	1	1	12
Criminal Mischief	2	2	1	0	1	1	1	3	1	12
Forgery/Fraud	10	7	6	10	14	10	2	8	5	72
Homicide	0	0	0	0	0	0	0	0	0	0
Robbery	1	0	0	0	0	0	0	0	0	1
Suicide/Attempted Suicide	0	2	0	1	2	1	0	0	0	6
Theft - Auto	0	0	0	1	1	0	1	1	0	4
Theft-Misdemeanor & Felony	5	2	0	2	1	1	4	24	2	41
All Other Criminal Reports	5	4	1	7	2	2	7	7	3	38
Information	7	7	5	8	7	0	4	3	10	51
Total	45	31	17	35	40	17	24	57	23	289



CRIME COMPARISON CHART JUNE 2022 — 2021

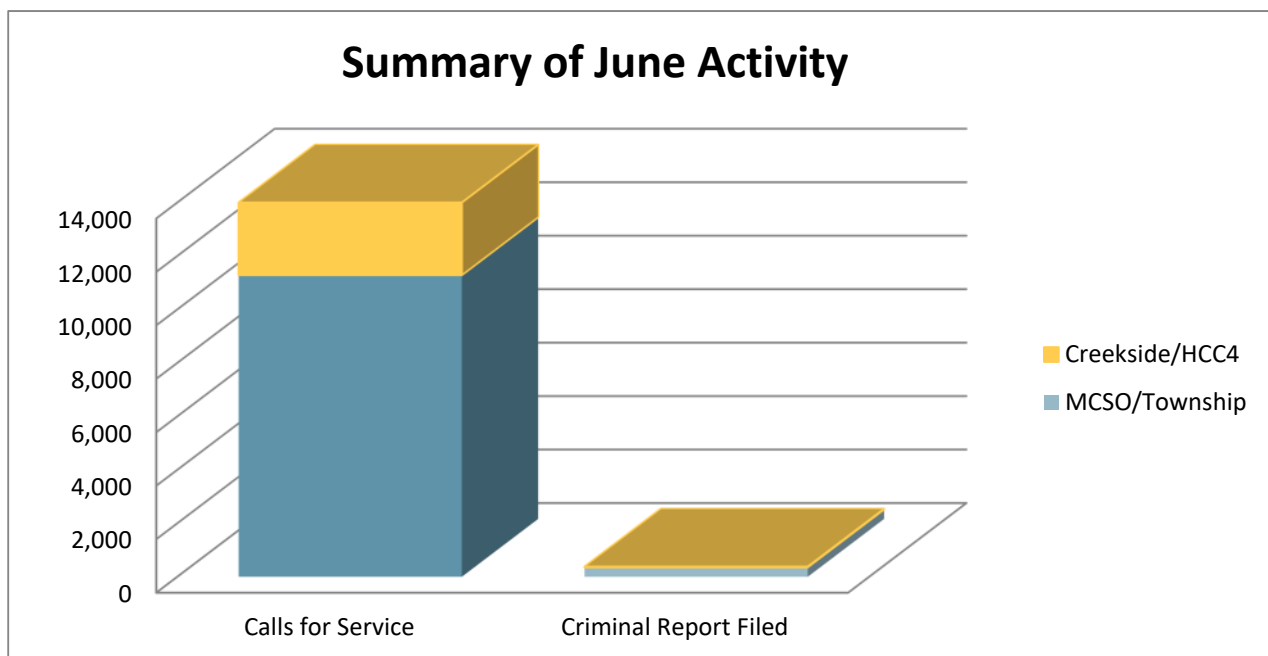
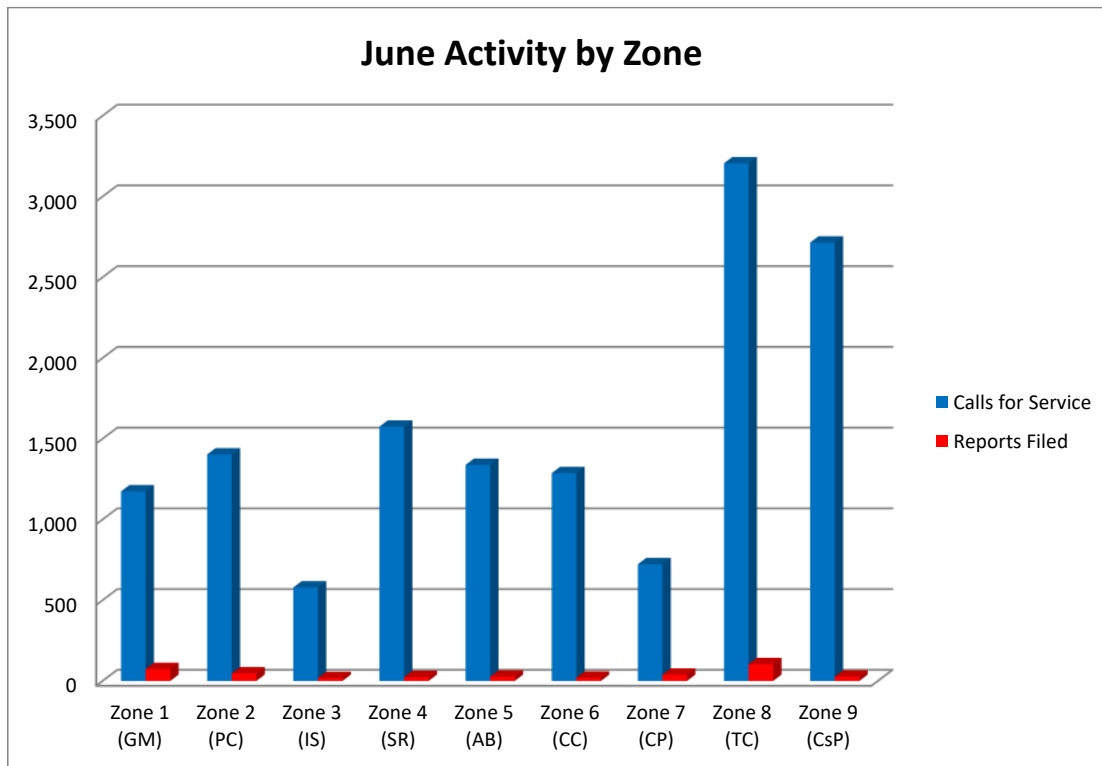


CRIME CATEGORIES COMPARISON CHART

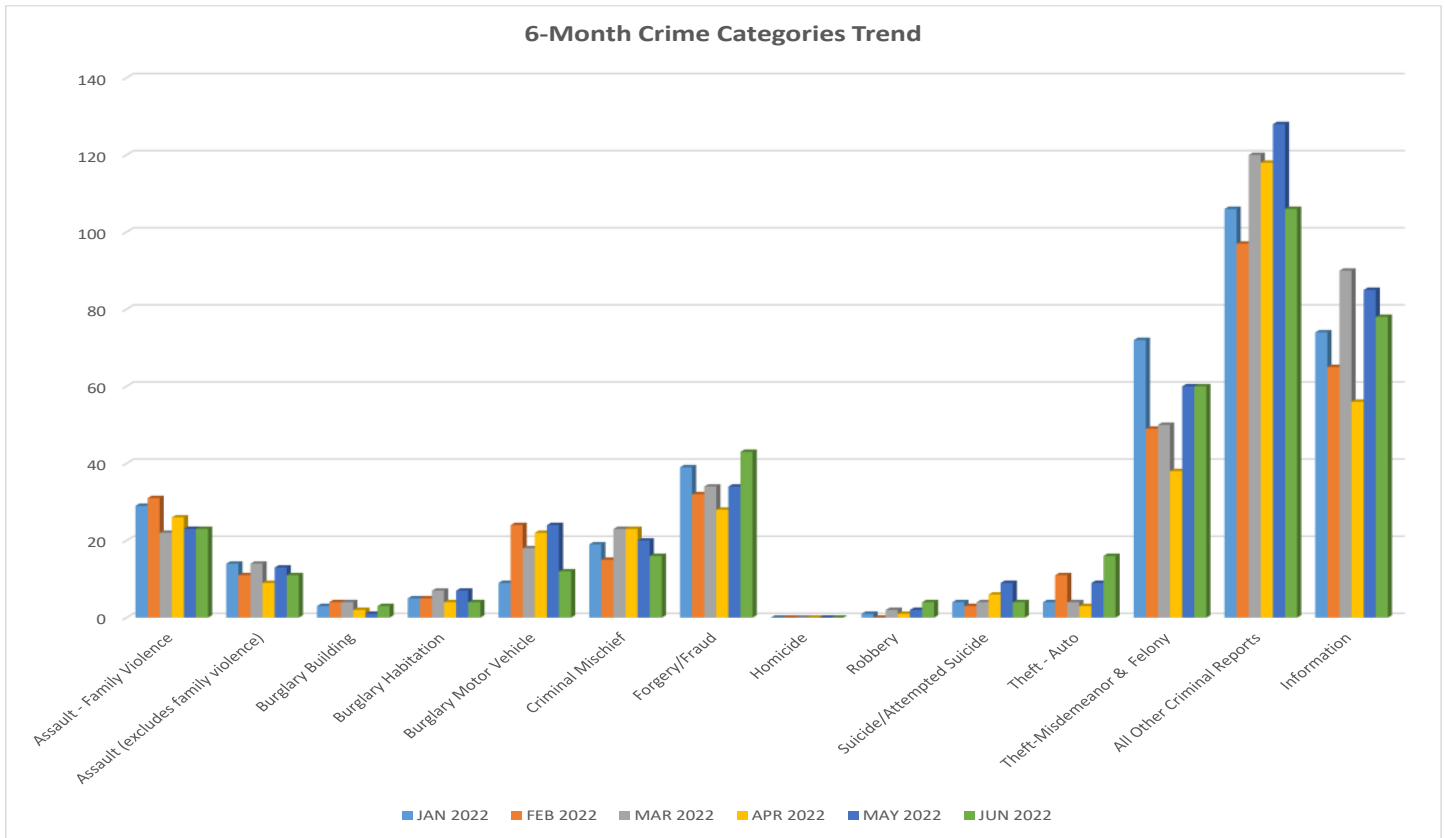


SUMMARY OF JUNE ACTIVITY

June 2022 - Summary	MCSO/Township	Creekside/HCC4	Total
Calls for Service	11,285	2,715	14,000
Criminal Report Filed	353	27	380



SIX MONTH CRIME TREND



QUICK REFERENCE GUIDE FOR USING THIS REPORT

This report represents, an executive summary of activity in The Woodlands. The full report, with appendix, provides more detailed data on which the executive summary is based.

Please keep in mind that this report offers a snapshot in time for each of the months included based on the timing of when the data was provided by law enforcement. Due to the fluid nature of criminal investigation, some of the data may have developed further after the report data was released.

MCSO: Montgomery County Sheriff’s Office. Unless otherwise noted, this refers to MCSO Patrol The Woodlands Township Division.

Zones: The Woodlands Township contracts with the Montgomery County Sheriff’s Office for policing in eight policing “zones”, comprising seven residential villages and one commercial district. Together, these zones make up MCSO Patrol The Woodlands Township Division. There is also a “zone” for the Village of Creekside Park, which is policed by the Harris County Constable’s Office, Precinct 4.

- Zone 1 — Grogan’s Mill
- Zone 2 — Panther Creek
- Zone 3 — Indian Springs
- Zone 4 — Sterling Ridge
- Zone 5 — Alden Bridge
- Zone 6 — Cochran’s Crossing
- Zone 7 — College Park
- Zone 8 — Town Center (commercial)
- Zone 9 — Creekside Park

Frequently Asked Questions

- **Do call titles equal crimes committed?**
No. Call Titles speak to the types of calls that are received, but an officer may make an alternate or additional finding upon re-view/investigation.
- **Do Criminal Statute Reports equal arrests?** No. Criminal Statute Reports indicate that an officer believes criminal activity has occurred. Depending on the situation, additional investigation may add to or negate criminal charges.
- **What is the role of the community in “Community Policing?”** To answer that question you must have knowledge of the most basic Crime Prevention teachings and the “Crime Triangle.” The Crime Triangle identifies three elements that must be present in order for crime to be committed.
 - *Desire* of a criminal to commit a crime;
 - *Ability* to commit the crime; and the
 - *Opportunity* for the crime to be committed



Fortunately, you (residents - businesses) have control over one of the elements of the Crime Triangle - *Opportunity*. By removing the opportunity for crime to occur you can break the Crime Triangle and contribute to the Community Policing effort here in The Woodlands.

- **Where can I find the full report?** This executive summary accompanied by a full appendix of reports of the Township’s contracted law enforcement services can be found on the Township website at www.thewoodlandstownship-tx.gov, go to “Law Enforcement Services” at the bottom go to “Community Policing Reports”.

APPENDIX DETAILED REPORTS

MONTHLY ACTIVITY REPORT — CALLS FOR SERVICE

JUNE 2022 — ALL ZONES



COMBINED LAW ENFORCEMENT CALLS FOR SERVICE BY VILLAGE



CALL TYPE	Grogan's Mill	Panther Creek	Indian Springs	Sterling Ridge	Alden Bridge	Cochran's Crossing	College Park	Town Center	Creekside Park	Total
911 CALLS	4	3	2	4	3	4	7	24	6	57
ALARMS	40	38	32	53	33	32	15	103	48	394
ANIMAL CALL	2	2	1	2	2	1	7	3	3	23
ASSAULT	2	0	0	1	0	0	1	3	0	7
ASSAULT (AGGRAVATED)	0	0	0	0	0	0	0	1	0	1
ASSAULT (FAMILY VIOLENCE)	7	6	1	2	2	2	2	3	1	26
ASSAULT (SEXUAL)	1	1	0	0	0	0	1	0	0	3
ASSIST CALLS	17	14	9	6	12	4	10	34	0	106
BURGLARY	2	2	0	0	0	1	0	1	1	7
BURGLARY (MOTOR VEHICLE)	3	2	1	0	0	0	0	3	3	12
CRIMINAL MISCHIEF	4	2	0	2	1	1	2	5	3	20
CRIMINAL TRESPASS	1	1	1	1	1	0	4	2	0	11
DIRECTED PATROL	358	229	133	550	503	474	287	919	672	4,125
DISTURBANCE	39	24	5	19	19	7	14	29	27	183
DOA (JP CALLS)	4	2	0	0	3	2	1	2	0	14
FACILITY CHECK	28	15	5	10	13	6	7	61	655	800
FORGERY / FRAUD	8	6	7	2	5	4	1	13	3	49
HARASSMENT	4	1	0	2	0	1	2	1	1	12
HOMICIDE	0	0	0	0	0	0	0	0	0	0
KIDNAPPING	0	0	0	0	0	0	0	0	0	0
MISSING PERSON (ADULT)	2	0	0	1	0	1	0	0	0	4
MISSING PERSON (JUVENILE)	1	0	0	0	0	0	0	0	0	1
NARCOTICS	0	2	1	0	1	0	1	5	0	10
PROWLER	1	0	0	0	0	0	0	0	0	1
PUBLIC INTOXICATION	0	1	0	0	0	0	0	14	0	15
PUBLIC SERVICE (INFO/CIVIL)	82	69	12	55	99	32	47	195	120	711
ROBBERY	0	1	0	0	0	0	0	3	0	4
SHOPLIFTING	0	1	1	6	0	0	16	24	0	48
SUICIDE (ATTEMPTED)	2	1	0	0	0	1	1	1	0	6
SUSPICIOUS PERSON	27	20	23	25	21	10	5	45	19	195
SUSPICIOUS VEHICLE	23	12	7	11	14	9	4	23	19	122
THEFT	19	6	2	3	4	7	3	21	4	69
TRAFFIC (D.U.I.D. & D.W.I.)	5	4	4	2	1	1	1	5	3	26
TRAFFIC ACCIDENT (MAJOR)	2	1	2	0	3	0	2	7	0	17
TRAFFIC ACCIDENT (MINOR)	13	8	10	17	13	11	19	53	6	150
TRAFFIC ENFORCEMENT	135	362	85	303	233	135	52	417	123	1,845
TRAFFIC HAZARD	7	15	13	10	22	12	11	40	8	138
VACATION WATCH	172	461	172	377	214	314	65	38	671	2,484
VEHICLE THEFT	3	1	0	0	1	0	4	8	2	19
WELFARE CHECK	52	27	10	33	27	18	36	85	15	303
ALL OTHER CALLS	104	63	40	78	88	197	95	1,015	302	1,982
TOTAL INCIDENTS	1,174	1,403	579	1,575	1,338	1,287	723	3,206	2,715	14,000
ARREST (MISDEMEANOR)	27	22	1	10	1	0	27	59	0	147
ARREST (FELONY)	8	2	2	1	5	1	14	13	1	47

MONTHLY ACTIVITY REPORT — CALLS FOR SERVICE JUNE 2021 — ALL ZONES



COMBINED LAW ENFORCEMENT CALLS FOR SERVICE BY VILLAGE



CALL TYPE	Grogan's Mill	Panther Creek	Indian Springs	Sterling Ridge	Alden Bridge	Cochran's Crossing	College Park	Town Center	Creekside Park	Total
911 CALLS	8	5	2	3	9	9	5	29	6	76
ALARMS	34	25	17	47	41	57	27	63	42	353
ANIMAL CALL	5	1	0	3	7	0	1	1	6	24
ASSAULT	1	0	0	0	1	0	1	2	0	5
ASSAULT (AGGRAVATED)	1	0	0	0	0	1	0	1	0	3
ASSAULT (FAMILY VIOLENCE)	15	4	1	1	2	0	1	3	0	27
ASSAULT (SEXUAL)	4	1	0	0	0	1	0	0	1	7
ASSIST CALLS	16	18	3	9	13	3	17	18	0	97
BURGLARY	2	1	0	1	0	1	0	0	0	5
BURGLARY (MOTOR VEHICLE)	2	1	1	2	1	4	6	3	1	21
CRIMINAL MISCHIEF	1	1	0	1	2	1	1	1	1	9
CRIMINAL TRESPASS	2	0	0	1	0	0	0	1	0	4
DIRECTED PATROL	462	442	287	808	588	532	423	1,141	471	5,154
DISTURBANCE	46	16	6	21	20	7	7	28	20	171
DOA (JP CALLS)	2	2	0	1	1	3	1	1	0	11
FACILITY CHECK	24	21	2	6	18	12	7	52	380	522
FORGERY / FRAUD	3	2	0	3	4	2	1	7	5	27
HARASSMENT	0	1	0	0	0	0	1	0	3	5
HOMICIDE	0	0	0	0	0	0	0	0	0	0
KIDNAPPING	0	0	0	0	0	0	0	0	0	0
MISSING PERSON (ADULT)	1	0	0	0	0	1	1	0	0	3
MISSING PERSON (JUVENILE)	0	0	0	1	1	0	0	0	1	3
NARCOTICS	4	3	1	1	1	2	10	1	0	23
PROWLER	0	0	0	0	0	0	0	0	0	0
PUBLIC INTOXICATION	2	0	0	2	1	0	0	8	0	13
PUBLIC SERVICE (INFO/CIVIL)	107	68	25	63	69	34	58	168	94	686
ROBBERY	0	0	0	0	0	0	0	0	0	0
SHOPLIFTING	0	0	0	5	0	0	5	10	0	20
SUICIDE (ATTEMPTED)	1	1	2	0	1	1	1	0	0	7
SUSPICIOUS PERSON	27	17	5	11	20	7	10	38	7	142
SUSPICIOUS VEHICLE	22	14	6	13	15	8	8	22	20	128
THEFT	4	1	0	2	8	2	5	11	2	35
TRAFFIC (D.U.I.D. & D.W.I.)	3	1	2	1	5	1	3	6	2	24
TRAFFIC ACCIDENT (MAJOR)	0	2	1	2	4	1	3	3	0	16
TRAFFIC ACCIDENT (MINOR)	9	10	16	12	16	11	9	47	8	138
TRAFFIC ENFORCEMENT	247	418	205	163	330	223	162	376	127	2,251
TRAFFIC HAZARD	14	16	22	4	23	7	4	35	13	138
VACATION WATCH	241	126	115	221	239	290	90	5	443	1,770
VEHICLE THEFT	3	0	0	1	0	0	2	2	0	8
WELFARE CHECK	54	38	14	27	36	11	43	73	9	305
ALL OTHER CALLS	113	58	34	50	58	248	81	958	216	1,816
TOTAL INCIDENTS	1,480	1,314	767	1,486	1,534	1,480	994	3,114	1,878	14,047
ARREST (MISDEMEANOR)	22	8	5	11	9	5	19	35	3	117
ARREST (FELONY)	7	4	2	1	4	1	8	12	0	39

ALPHA & OMEGA MOUNTED PATROL

In June 2022, Mounted Patrol provided customer service and assisted security and law enforcement when appropriate.

International Visitors: England, France, Japan, Mexico, Puerto Rico, Scotland

Out-of-State Visitors: Arizona, Alabama, California, Colorado, Florida, Georgia, Iowa, Idaho, Illinois, Indiana, Kentucky, Louisiana, Minnesota, Missouri, Nebraska, Nevada, New Jersey, New Mexico, New York, Oklahoma, Ohio, Oregon, Pennsylvania, Virginia, Washington, Wisconsin, and Wyoming

Alpha & Omega Mounted	JUNE 2022	JUNE 2021		YTD 2022	YTD 2021
Car Alarm Checks	91	0		574	928
Lost Vehicles	20	0		259	210
Lockouts	1	0		10	27
Unsecured Vehicles	3	0		61	264
Directions	729	0		4,368	5,472
Handicap Parking	122	0		934	1,275
Customer Assists	0	0		1,847	1,734
Law Enforcement Assists	2	0		64	165
Security Assists	5	0		206	610

MONTGOMERY COUNTY JUSTICE COURT, PRECINCT 3

Justice of the Peace Court Precinct 3	JUNE 2022	YTD 2022
New Class "C" Misdemeanor Charges Filed	1,517	9,822
Cases Set on Criminal Docket	1,041	6,334
Criminal Cases Pending	4,042	24,562
Civil Cases on Docket	975	5,999
Arrest Warrants Issued	0	0
Total Revenues Collected for Month	\$281,332.00	\$1,649,444.00

MONTGOMERY COUNTY SHERIFF'S OFFICE AND MONTGOMERY COUNTY CONSTABLE'S OFFICE, PRECINCT 3 —CHILDREN'S SAFE HARBOR AND INTERNET CRIMES THROUGH THE TOWNSHIP

Investigation of Crimes Against Children:

The Township contracts with MCSO and Montgomery County Constable's Office - Precinct 3 for services specific to investigations of crimes against children. Both agencies receive referrals from Child Protective Services (CPS) routed to Safe Harbor. In addition to the Safe Harbor program, the Township contracts with Montgomery County Constable's Office - Precinct 3 for an Internet Crimes Investigator position. It is understood that some cases may originate or conclude outside of the Township boundaries. The numbers in this section are not cumulative, as some cases carry over from month to month.

The Woodlands Township	JUNE 2022	JUNE 2021		YTD 2022	TYD 2021
MCSO - Safe Harbor - Cases Assigned	4	4		15	17
MCCO - P3 - Safe Harbor - Cases Assigned	4	3		11	40
MCCO - P3 - Internet Crimes - Cases Assigned	4	3		12	9
Total Cases	12	10		38	66
Surrounding Areas					
MCSO - Safe Harbor - Cases Assigned	34	23		173	146
MCCO - P3 - Safe Harbor - Cases Assigned	2	4		23	12
MCCO - P3 - Internet Crimes - Cases Assigned	5	2		18	8
Total Cases	41	29		214	166
Charges Filed					
MCSO - Felony Charge(s) Filed	8	7		59	48
MCSO - Misdemeanor Charge(s) Filed	0	0		0	0
MCCO - P3 - Felony Charge(s) Filed	4	N/A		10	6
MCCO - P3 - Misdemeanor Charge(s) Filed	0	N/A		1	0
Total Charges Filed	12	7		70	54
Search Warrants					
MCSO - Search Warrants Executed	9	8		65	51
MCCO - PC 3 - Search Warrants Executed	1	N/A		5	N/A
Total Search Warrants	10	N/A		70	51



ABOUT THE WOODLANDS TOWNSHIP'S LAW ENFORCEMENT SERVICES

The Woodlands Township is a special purpose district providing municipal types of services to The Woodlands community. By law, The Woodlands Township cannot directly employ law enforcement officers; however, the Township contracts for supplemental law enforcement services in Montgomery County through a contract with the Montgomery County Sheriff's Office and in Harris County through a contract with Harris County Constable's Office, Precinct 4. The counties provide community policing services in eight residential zones and the tourism-oriented zone located in Town Center. All zones have full-time deputies providing 24/7 coverage. The Township also contracts with the Montgomery County Constable's Office, Precinct 3 for investigators specifically assigned to investigate crimes against children.

In addition to the Township's county contracted community-policing deputies, the counties also provide services as needed in the detective operation, administrative support, special services, SWAT team, training, recruitment, traffic control, identification – crime lab, communications, sex offender division, fleet operations, jail division, auto theft and other areas through the county tax levy.

INTERESTED IN LEARNING MORE?

For up-to-date information, such as Press Releases and Featured Fugitives from the Montgomery County Sheriff's Office and other law enforcement agencies that serve The Woodlands, please visit www.thewoodlandstownship-tx.gov.

You can locate recent public safety media/Press Releases on the *Resident Page*, choose "Law Enforcement Services" at the bottom go to "Law Enforcement Advisories".

You can also sign up for The Woodlands Township Neighborhood Watch under "Neighborhood Watch" at www.thewoodlandstownship-tx.gov/neighborhoodwatch.